

PRESENTMENT OF THE PALM BEACH COUNTY GRAND JURY

REPORT ON THE PROLIFERATION OF FRAUD AND ABUSE IN
FLORIDA'S ADDICTION TREATMENT INDUSTRY

FALL TERM A.D. 2016

DAVE ARONBERG
State Attorney

ALAN JOHNSON
Chief Assistant State Attorney

JUSTIN CHAPMAN
Assistant State Attorney

December 8, 2016

-

TABLE OF CONTENTS

INTRODUCTION

.....
..... 1

OVERVIEW

.....
..... 4

FINDINGS AND RECOMMENDATIONS: 13

I. MARKETING

.....

A.
Prohibit deceptive advertising 13

B.
Provide disclaimers and other useful information 15

C.
Require licensing for marketing and admissions 15

13

15

15

16

II. PATIENT HOUSING

..... 16

A.
Require DCF license and FARR certification for commercial
recovery housing, especially when connected to treatment 18

B.
Eliminate loophole that allows for patient referrals to
uncertified recovery residences owned by a provider 21

C.
Prohibit patient referrals from uncertified recovery
residences to treatment providers 22

III. ENABLE DCF TO TAKE ACTION 23

A.
Treat license as a privilege instead of a right 24

B.
Provide better resources by raising license and service fees 26

IV. STRENGTHEN PATIENT BROKERING STATUTE 27

A.
Prohibit the solicitation or receipt of any "benefit" 28

B.
Increase criminal penalties and minimum fines 28

C.
Create penalty enhancements for large-scale brokering 29

D. Add brokering to Statewide Prosecution's jurisdiction 29

V. ENABLE LAW ENFORCEMENT TO TAKE ACTION 31

A. Reduce impractical privacy restrictions on investigation 32

B. Promote education and inter-agency collaboration 33

CONCLUSION

.....

33

SUMMARY OF RECOMMENDATIONS 34

-

- -

-

-

-

-

- -

-

-

-

EXHIBIT LIST

..... 35

LEGAL AUTHORITY

..... 36

DISTRIBUTION REQUEST

..... 38

CERTIFICATE OF PRESENTMENT

39

11

INTRODUCTION

In the midst of the growing national health crisis involving opioid addiction, Dave Aronberg, State Attorney for the Fifteenth Judicial Circuit of Florida, called for this Grand Jury to investigate how government agencies are addressing the proliferation of fraud and abuse occurring within the addiction treatment industry. This Grand Jury was further asked to make appropriate findings and recommendations on how these agencies can better perform their duties to ensure that communities remain safe and individuals with substance use disorders are protected.

"[A] grand jury may investigate the actions .of public bodies and officials concerning the use of public funds." In re Grand Jury Invest. of Fla. Dept. Health & Rehab. Servs., 659 So. 2d 347, 350 (Fla. 1st DCA 1995). Such a grand jury has

the "right to express the view of the citizenry with respect to public bodies and officials in terms of a 'presentment,' describing misconduct, errors, and incidences in which public funds are improperly employed."

Miami Herald Pub. Co. v.

Marko, 352 So. 2d 518, 522 (Fla. 1977). As explained in Kelly v. Sturgis, 453 So.

2d 1179, 1182 (Fla. 5th DCA 1984):

Grand juries have a lawful function to investigate possible unlawful actions for all persons, private citizens and public officials alike, and to return indictments when warranted. As Marko notes, grand juries also have a lawful and proper function to consider the actions of public bodies and officials in the use of public funds and

report or present findings and recommendations as to practices, procedures, incompetency, inefficiency, mistakes and misconduct involving public offices and public monies. 352 So. 2d at 522. See also Appeal of Untreiner, 391 So. 2d 272 (Fla. 1st DCA 1980).

Kelly v. Sturgis, 453 So. 2d 1179, 1182 (Fla. 5th DCA 1984).

In accepting this important assignment, the Grand Jury reviewed five major areas of concern in regulatory oversight and enforcement: (1) marketing, (2) commercial group housing designed for persons in recovery (also known as recovery residences, sober homes, or halfway houses), (3) the ability of the Department of Children and Families to take action, (4) the strength and clarity of the patient brokering statute, and (5) law enforcement's ability to take action. The Grand Jury heard testimony and received evidence from a wide range of sources, including the Department of Children and Families (DCF), Florida Association of Recovery Residences (FARR), Florida Certification Board (FCB), Florida Alcohol and Drug Abuse Association (FADAA), Florida Attorney General's Office of Statewide Prosecution, Palm Beach County Fire Rescue, the insurance industry, law enforcement, treatment industry professionals (including a psychiatrist, a licensed clinical social worker, and a marketing director), parents of children victimized by abuses like patient brokering, a City Commissioner, owners of recovery residences, private and municipal attorneys who extensively litigated treatment and recovery housing issues over the past decade, and residents from local communities impacted by the proliferation of recovery residences.

2

In this report, we discuss the economic, statutory, and regulatory forces that make Florida the premier medical tourism destination for substance abuse treatment and recovery housing. We identify the main types of fraud and abuse occurring within the treatment industry and how bad actors have managed to avoid detection for so long. We then explain what tools DCF, FARR, and local law enforcement agencies need to provide meaningful oversight in this industry. Finally, we make recommendations on how to clarify and enhance criminal laws to more effectively address the increase in patient brokering, which is one of the most common, damaging, and lucrative ways that this vulnerable class of consumers is being exploited.

3

OVERVIEW

Over the past decade, federal laws have collectively impacted the substance abuse treatment industry in ways that could not have been predicted. First, the Mental Health Parity and Addiction Equity Act of 2008 (Parity Act) placed behavioral health on a par with physical health, which resulted in a drastic increase in coverage for substance abuse treatment.

See 29 U.S.C. § 1185a (2009).

Subsequently, the Patient Protection and Affordable Care Act (ACA) allowed young adults to stay on their parents' policies until age 26, eliminated exclusions for pre-existing conditions, and required treatment for mental health and substance abuse to be included on every insurance policy. See 124 Stat. 119 (2010). These laws inadvertently created a lucrative opportunity for bad actors to exploit a vulnerable class of young adults suffering from addiction.

Addiction is also recognized as a disability under the Americans With Disabilities Act (ADA) and Fair Housing Act (FHA). See 42 U.S.C. § 12101 (2008); 42 U.S.C. § 3602 (2016). Over the past decade, bad actors have been using these laws to hide their exploitation of the very people that these laws were meant to protect. This is especially true in the business of recovery housing, where many unregulated homes have become unsafe and overcrowded "flophouses" where crimes like rape, theft, human trafficking, prostitution, and illegal drug use are commonplace.

4

While there is no way to accurately assess the number 1 of these unregulated businesses in Florida, one indication is the number of reasonable accommodation requests made by recovery residences to avoid local zoning restrictions. In one municipality alone, there have been 550 requests by recovery residences for reasonable accommodation. Unfortunately, the most common way of identifying a house as a recovery residence occurs during calls for service. These calls range from overdoses, crimes committed inside the house, or general complaints from the

from overdoses, crimes committed inside the house, or general complaints from the community. These unregulated businesses not only harm their residents directly, but indirectly harm others in recovery by perpetuating a negative stigma. The Grand Jury finds that the problem is the unregulated businesses that house these residents, not the residents themselves.

The average substance use disorder (SUD) patients in Florida are young adults from out-of-state with little to no independent source of income. 2 This demographic has proven to be a critical component of "the Florida model," which is loosely defined as outpatient treatment coupled with recovery housing. The model has proven to be extremely lucrative given the ease of setting up and operating an outpatient treatment center (which can be opened in any strip mall) while warehousing patients off-site in unregulated homes.

1

2

DCF Recovery Residence Report, p.8 (Oct. 1, 2013).

Optum White Paper: Young adults and the behavioral health system, p.4 (2014).

5

The problem is that most of these young adult patients from out-of-state cannot afford housing while in treatment. Without a consistent form of patient housing, this model would not work. Currently, patient housing is often paid by treatment providers in exchange for illegal patient referrals. Out-of-state patients are targeted by Florida treatment providers because they typically have out-of-network plans.

In a recent Optum report, it was

estimated that reimbursement for out-of-network treatment was, on average, three times the amount paid for the same in-network services. 3 Additionally, SUD patients of this demographic are generally unwilling or unable to cooperate with law enforcement.

These characteristics, coupled with impractical privacy

restrictions on oversight, make this patient population exceptionally vulnerable to patient brokering and other forms of exploitation.

The Grand Jury finds that the main criminal and regulatory violations occurring within Florida's substance abuse treatment industry involve deceptive marketing, insurance fraud, and patient brokering. It begins with the deceptive marketing that draws in this vulnerable class of consumers. Online marketers use Google search terms to essentially hijack the good name and reputation of notable treatment providers only to route the caller to the highest bidder, which could

3

Optum White Paper: Young adults and the behavioral health system, p.4 (2014).

6

simply be another referral agency. Parents acting out of desperation and ignorance are easily convinced to send their young adult children far from home in hopes of effective treatment. The evolution of technology has far surpassed the few laws that exist to govern such conduct.

Insurance fraud is another major problem in Florida's substance abuse treatment industry. For example, a point of care (POC) urinalysis (UA) test kit is readily available over the counter and costs under ten dollars. On the other hand, confirmatory and quantitative testing at a lab involves sophisticated instruments, tests for specific and collateral drugs (panels), and results in charges that can exceed five thousand dollars per test. In many cases, confirmatory and quantitative tests are ordered by treatment providers multiple times per week.

Doctors may sign off on such testing as being medically necessary. There are many instances, however, where no prior authorization is required before a claim is paid. As one major insurance carrier explained: claims for confirmatory testing and other treatment are paid without prior doctor authorization based on "access to care" requirements found in federal law. In other words, clinical care is routinely billed and paid without any proof of medical necessity. Some providers bill for services never rendered and others submit falsely labeled samples. Even when confirmatory tests are ordered by a doctor, many are never reviewed, evincing the lack of medical necessity in the first place.

7

Although insurance companies generally only pay a percentage of the billed amount for out-of-network services, it is not unusual for treatment providers to receive hundreds of thousands of dollars in insurance payments for confirmatory tests for a single patient over the course of treatment. In one example shown to the Grand Jury, a well-known treatment provider billed a single patient's insurance over \$600,000, mainly for drug tests, in just a seven-month period. 4 In addition to deceptive advertising and insurance fraud, patient brokering is a major problem in this industry as well. The Grand Jury heard testimony that the average patient referral fee to a recovery residence from a treatment provider is \$500 per week per patient. The more the treatment provider bills, the more the provider can pay in kickbacks to obtain more patients. This leads patients away from quality treatment providers to businesses that are only concerned with billing as much as possible. The amount of patient brokering that occurs in one area can actually be used as a yard-stick to measure the other forms of fraud and abuse occurring within the industry. Meanwhile, treatment suffers and overdose rates

contmue to nse.

5

4

The 24-year-old Ohio-native who came to Florida to receive this "treatment" died after that seven-month period from a Carfentanil overdose.

5

Delray Beach Overdose Statistics (2016); Lake Worth Overdose Statistics (2016); Boynton Beach Overdose Statistics (2016); Zack McDonald, Bay County battles to keep opioid epidemic at bay, Panama City News Herald, Oct. 8, 2016.

8

According to the most recent national statistics, an opioid-related death occurs every 19 minutes. The introduction of Fentanyl, one hundred times more potent than morphine, and Carfentanil, an elephant tranquilizer one thousand times more potent than morphine, have made heroin even deadlier.

FDLE recently

reported a dramatic increase in opioid-related deaths throughout the state 6, and there have been 406 opioid related overdose deaths in Palm Beach County alone through October of this year. Palm Beach County Fire Rescue reported more than 3,000 instances where Narcan, an opioid antidote, was deployed. 7

The Grand Jury finds this type of epidemic to be devastating to local resources. The average cost of a Palm Beach County Fire Rescue response to an overdose is between \$1,000 and \$1,500. Additionally, Palm Beach County Fire Rescue spent \$55,725 on Narcan for the 2015 fiscal year, and another \$182,900 in 2016. First responders have also reported higher rates of post traumatic stress disorder (PTSD) based on having to deal with multiple overdose deaths on a daily basis.

To combat the proliferation of fraud and abuse in the treatment industry during the current heroin epidemic, the Grand Jury recommends a number of

6

FDLE, 2015 Annual Report, Drugs Identified in Deceased Persons by Florida Medical Examiners (Sept. 2016).

7

Palm Beach County Fire Rescue Narcan Use Statistics (1/1116 - 10/24/16).

9

legislative and regulatory changes. The Legislature has the ability to act on these recommendations. When it comes to the business of health care, the Legislature has already made statements of intent on its ability to regulate: [S]uch professions shall be regulated only for the preservation of the health, safety, and welfare of the public under the police powers of the state. Such professions shall be regulated when: (a) Their unregulated practice can harm or endanger the health, safety, and welfare of the public, and when the potential for such harm is recognizable and clearly outweighs any anticompetitive impact

which may result from regulation. (b) The public is not effectively protected by other means, including, but not limited to, other state statutes, local ordinances, or federal legislation. (c) Less restrictive means of regulation are not available.

§ 456.003(1), (2)(a)-(c), Fla. Stat. (2016) (emphasis added).

We find that the unregulated practices within the substance abuse treatment industry and connected business of recovery housing have harmed and endangered the health, safety, and welfare of the public and persons suffering from SUDs. We find that the potential for such harm is recognizable and clearly outweighs any anticompetitive impact that may result from regulation.

We also find that the

public has clearly not been protected by other means, and less restrictive means are not available. This Grand Jury has identified five (5) areas in need of legislative and regulatory change.

First, deceptive marketing should be strictly prohibited, and willful, intentional, and material misrepresentations should be punished with criminal

10

sanctions. Treatment providers should be held accountable for the conduct of the marketers they employ. Advertising for substance abuse treatment should be held to a higher standard like advertising in other health care fields, and should provide consumers with important information in the form of upfront disclaimers.

Marketing and admissions personnel who have direct contact with this vulnerable class of consumers should also be licensed and/or certified to ensure they possess minimum education, training, and experience.

Second, there should be oversight on businesses designed to provide housing and other services for persons in recovery. At the very least, oversight is needed on businesses that engage in commerce with treatment providers. This can be accomplished by: (1) requiring FARR certification and DCF licensing for certain types of commercial recovery housing, (2) prohibiting treatment providers from referring patients to any uncertified recovery residences, and (3) prohibiting treatment providers from accepting referrals from uncertified recovery residences.

Third, DCF should be adequately funded and staffed to take action against violators and perform inspections with greater depth and frequency. This can be accomplished by treating licenses as a privilege rather than a right, and by providing DCF with the resources it needs to regulate this massive industry. The Grand Jury finds that this can be done in a state revenue neutral manner by raising license and service fees.

11

Fourth, the patient brokering statute should be clarified and strengthened. Given the great lengths to which patient brokers have gone to creatively disguise their kickbacks as legitimate activities, the patient brokering statute should be amended to prohibit the solicitation or receipt of any "benefit" in exchange for patient referrals or acceptance of treatment. Moreover, serious crimes should have serious consequences.

The Grand Jury finds that patient brokering is a very

serious crime, with potentially deadly results.

Penalties for patient brokering

should be enhanced, especially when it involves large-scale brokering. Minimum fines should also be reflective of the outrageous profits made by patient brokers. Additionally, the Florida Attorney General's Office of Statewide Prosecution should be given concurrent jurisdiction with the State Attorney's Offices to assist in the prosecution of patient brokering.

Finally, the Grand Jury recommends that law enforcement be given better tools to deal with the current types of fraud and abuse.

This would include

reducing impractical privacy restrictions that prevent legitimate investigation, and promoting more education among local law enforcement agencies on both state and federal privacy laws. The Grand Jury finds that this can be achieved through better collaboration between government agencies and private business, especially

.
.

msurance compames.

12

FINDINGS AND RECOMMENDATIONS

I.

MARKETING

The Grand Jury finds that people suffering from addiction and their families are often in an extremely vulnerable position while seeking treatment services. This vulnerable class of consumers is more prone to being victimized by deceptive marketing practices that are harmful to the recovery process. Neither DCF nor any regulatory agency, however, currently provides adequate oversight of the marketing practices of treatment providers. There is even less oversight for online marketing, which is one of the most common methods of marketing used by an industry that draws a majority of its patients from other states. The Grand Jury has found that a number of harmful marketing practices have become standard practice in Florida's private substance abuse treatment industry. The main abuses consist of: (1) false representation of services, (2) false representation of location, and (3) real-time auctioning of patients through clearing houses, also known as "lead generators."

We heard testimony from industry

professionals with extensive experience in online marketing of addiction treatment services.

One witness demonstrated how online marketers use Google search

terms to essentially hijack the name and reputation of notable treatment providers only to route the caller to another referral agency.

13

For example, 8 a person looking for treatment in Seattle types the following search terms into a Google search bar: "Drug Rehab Seattle." A marketer's listing appears in the search results as "Drug Rehab Seattle." The listing purports to be a treatment center in Seattle.

But when the person calls the number listed, the

marketer silently routes the call to one of five different customers of the marketer. Some of those customers are simply other call centers or referral services. Others might be good or bad treatment centers in Florida that have paid the marketer for the referral.

One of the problems with this practice is the monetary conflict of interest created once a "lead" is already paid for. For example, when a treatment center pays \$1,000 for a lead, they are compelled to convince that caller to go to their treatment center, regardless of what the caller says or whether that particular treatment is in the caller's best interest. The level of care recommended will also be influenced by this monetary incentive.

A person calling about outpatient

treatment may be urged to get more intensive (and expensive) treatment under this scenario. The Grand Jury finds that deceptive marketing practices like these are detrimental to a patient's chances of receiving quality care and the appropriate level of care.

8

These practices are also harmful to the reputation of quality

treatment providers who have worked hard to establish their reputation.

Accordingly, we make the following recommendations:

A.

Prohibit deceptive advertising

The Grand Jury recommends that materially deceptive advertising for substance abuse treatment be punishable by criminal sanctions.

We also

recommend that treatment providers be held accountable for the actions of the marketers they employ. A provider should not simply pay a flat fee to a marketing company and then look the other way while that company engages in improper conduct like patient brokering. If a marketing agent or entity violates the law, the provider who benefits from such service should be liable as well.

B.

Provide disclaimers and other useful information

The Grand Jury recommends that a marketing entity or agent must be upfront and truthful about who they are, what they do, and where they are located. At the very least, disclaimers should be made to notify patients about material information and other potential conflicts of interest. Material information would include where to report fraud and abuse (as most out-of-state consumers may not even realize that DCF is the agency that regulates substance abuse treatment in Florida) and where to find success rates on providers and recovery residences. We recommend that providers continue to keep consumers informed throughout the continuum of care by making such information readily accessible.

15

C.

Require licensing for marketing and admissions

Given the vulnerability of this class of consumers, the Grand Jury finds that marketers and admissions personnel that have direct contact with current and future patients should have minimum education, training, and experience. Marketers and admissions personnel should be licensed by DCF or certified by a credentialing agency like interventionists who provide similar services, 9 and they should be prohibited from diagnosing or recommending specific levels of care without the appropriate license or certification to do so.

At the very least,

marketing entities operating in Florida should be licensed by a Florida consumer protection agency and have a registered agent located in Florida.

II.

PATIENT HOUSING

The Grand Jury received evidence from a number of sources that recovery

residences operating under nationally recognized standards, such as those created by the National Alliance for Recovery Residences (NARR), are proven to be highly beneficial to recovery. The Florida Association of Recovery Residences (FARR) adopts NARR standards. 10 One owner who has been operating a recovery residence under these standards for over 20 years has reported a 70% success rate

9

Carey Davidson, Navigating the Maze of Addiction Treatment, TogetherAZ Blog: An Ethical Compass, Oct. 31, 2016.

10

NARR/FARR Overview; NARR Quality Standards (July 15, 2015).

16

in outcomes. The Grand Jury finds that recovery residences operating under these nationally approved standards benefit those in recovery and, in turn, the communities in which they exist.

In contrast, the Grand Jury has seen evidence of horrendous abuses that occur in recovery residences that operate with no standards. For example, some

occur in recovery residences that operate with no standards. For example, some residents were given drugs so that they could go back into detox, some were sexually abused, and others were forced to work in labor pools. 11

There is

currently no oversight on these businesses that house this vulnerable class. Even community housing that is a part of a DCF license has no oversight other than fire code compliance. This has proven to be extremely harmful to patients. The Grand Jury also received extensive testimony about many patients' financial need for housing during treatment. Detox, residential treatment, partial hospitalization (PHP), and intensive outpatient (IOP) are time-consuming levels of care, and are not conducive to working normal hours.

Even after finishing

inpatient treatment, most out-of-state, young adult patients don't have local jobs lined up or the resources to afford housing. As a result, patients receiving these levels of care are often unable to afford housing during such treatment. Given this reality, some type of financial assistance for housing is needed. 11

Susan Taylor Martin, Addicts say recovery program stole their money, Tampa Bay Times, Nov. 18, 2012.

17

Currently, this financial assistance for housing is typically paid through patient brokering. A treatment provider pays a patient's rent at a recovery residence in exchange for referring the resident to the provider for treatment. Alternatively, a provider will refer the patient to housing owned by the provider after being discharged from inpatient treatment.

Both treatment providers and recovery

residences offer incentives such as gym memberships, scooters, cigarettes, clothes, and gift cards to keep patients at a particular provider or recovery residence. Brokers known as "body snatchers" approach patients and convince them to move to other recovery residences and/or providers that offer "better stuff." The Grand Jury finds that it would be difficult, if not impossible, to eliminate these practices altogether without addressing the legitimate need for financial assistance with patient housing. Therefore, the Grand Jury makes the following recommendations:

A.

Require DCF licensure and FARR certification of commercial recovery housing, especially when connected to treatment

The Grand Jury recommends that commercial 12 recovery residences be licensed by DCF and certified by FARR. At the very least, commercial recovery residences that contract with treatment providers should be licensed by DCF and certified by FARR. Allowing providers to contract with unregulated sober homes

12

Unlike the traditional "Oxford" model that has become a rarity in Florida, commercial recovery residences are for-profit businesses operated by a third party.

18

is like allowing hospitals to contract with unlicensed food vendors. The safety concerns for patients are obvious.

A similar law already exists that prohibits

treatment providers from referring clients to non-certified recovery residences. See § 397.407(11), Fla. Stat. (2016).

If a treatment provider is prohibited from

referring a patient to a non-certified home, it should certainly be prohibited from hiring a non-certified home as an independent contractor to provide housing and

other treatment-related services for the patient.

One way to accomplish the oversight needed while also addressing patients'

need for financial assistance with housing would be to create a new DCF license that allows treatment providers to assist PHP and IOP patients with housing by providing a limited, needs-based scholarship for rent. The first and most important requirement for this license would be FARR certification of the housing component in addition to periodic inspections by DCF. This requirement could be waived for publicly funded providers under contract with a Managing Entity. 13 The limitations on this license would also have to be clear and strictly enforced. Patients would have to apply for the scholarship based on financial need. The scholarship would be paid directly to the licensed/certified recovery residence, would be capped at \$200 per week for a maximum of 12 weeks, and could only be

13
According to DCF, treatment providers that contract with the Managing Entities for public funds are held to higher standards.

19
used for rent. This is not only to promote self-sufficient reintegration, but to avoid the strong economic motive to promote a cycle of unnecessary treatment and/or relapse. The Grand Jury heard testimony about countless patients who have fallen prey to this cycle of dependence and its devastating impacts on recovery. It is not uncommon for a person to be in this cycle of treatment/relapse for years. Ultimately, the scholarship amount and time limits could be periodically changed by DCF based on the standard length of time that IOP treatment is designed to last and the fair market value of rent in the area. The Grand Jury finds that this license would properly regulate commerce between the business of recovery housing and treatment while protecting the health, safety, and welfare of the patients in recovery. The Grand Jury finds that the Legislature already requires mandatory licensure for similar group housing for disabled individuals, and the reasoning behind such licensure equally applies to recovery residences. 14

14

The

"Assisted living facility" means any building ... which undertakes through its ownership or management to provide housing, meals, and one or more personal services for a period exceeding 24 hours to one or more adults who are not relatives of the owner or administrator." § 429.02(5), Fla. Stat. (2015). "Personal services" means . . . supervision of the activities of daily living and the selfadministration of medication and other similar services ... " § 429.02(17), Fla. Stat. "Supervision" means reminding residents to engage in activities of daily living and the self-administration of medication, and, when necessary, observing or providing verbal cuing to residents while they perform these activities." § 429.02(24), Fla. Stat. "Activities of daily living" means functions and tasks for self care ... " § 429.02(1), Fla. Stat.

20

purpose of the Assisted Living Facilities Act is:
to promote the availability of appropriate service for ... adults with disabilities in the least restrictive and most homelike environment, to encourage the development of facilities that promote dignity, individuality, privacy, and decision making ability of such persons, to provide for the health, safety, and welfare of residents ... , to promote continued improvement of such facilities, to encourage the development of innovative and affordable facilities particularly for persons with low to moderate incomes, to ensure that all agencies of the state cooperate in the protection of such residents, and to ensure that needed economic, social, mental health, health, and leisure services are made available to residents . . . through the efforts of [AHCA] [DCF], [DOH], assisted living facilities, and other community agencies.

§ 429.01(2), Fla. Stat. (2014) (emphasis added). The Grand Jury believes that disabled individuals living in recovery residences deserve the same type of protection as those living in Assisted Living Facilities or Adult Family Care Homes.

B.

Eliminate loophole that allows for patient referrals to uncertified recovery residences owned by a provider

As discussed above, the Grand Jury finds that there is a need for oversight

on patient housing during PHP and IOP treatment, which most often takes place immediately after discharge from inpatient treatment. Accordingly, the Grand Jury finds that the Legislature should eliminate the loophole found in Florida Statute section 397.407(11) that allows treatment providers to refer patients to uncertified recovery residences that they own.

21

This loophole only benefits treatment providers who can afford to own patient housing in addition to an inpatient treatment center, and allows them to refer patients to non-certified recovery residences which have no DCF or FARR oversight. In other words, it allows providers to send patients to unverified and unregulated recovery residences while those patients are in their most vulnerable state of recovery (during or immediately after inpatient treatment). This is contrary to the purpose of recently enacted section 397.407 (11), which was designed to protect patients from being referred to unregulated recovery residences. The fact that the provider happens to have an ownership interest in the uncertified recovery residence does nothing to protect this vulnerable class of disabled consumers. Therefore, we recommend that this loophole for provider-owned referrals be closed.

C.

Prohibit patient referrals from uncertified recovery residences to treatment providers

Additionally, the Grand Jury heard testimony on how patient brokering most often occurs as referrals from the recovery residences to the treatment providers. As a result, we recommend that referrals from uncertified recovery residences to treatment providers be prohibited. The Grand Jury recommends amending section 397.407(11), Fla. Stat. as follows:

Effective July 1, WM 2017, a service provider licensed under this part may not refer a prospective, current or discharged patient to.1

22

or accept a referral from, a recovery residence unless the recovery residence holds a valid certificate of compliance as provided in s. 397.487 and is actively managed by a certified recovery residence administrator as provided in 397.4871 or the recovery residence is owned and operated by a licensed service provider or a licensed service provider's wholly owned subsidiary. For purposes of this subsection, the term "refer" means to inform a patient by any means about the name, address, or other details of the recovery residence. However, this subsection does not require a licensed service provider to refer any patient to a recovery residence. This section shall not apply to publicly funded treatment providers, licensed by the Department and under contract to .a Managing Entity.

III.

ENABLE DCF TO TAKE ACTION

The Grand Jury heard testimony from a number of industry professionals on

the inability of DCF to take swift and reasonable action when faced with blatant violations of both DCF regulations and criminal law.

Expensive and time-

consuming procedures like a Chapter 120 administrative hearing are required before DCF can suspend or revoke a license. At best, a treatment provider found in violation of regulations will negotiate a voluntary withdrawal of their license, but then be able to immediately reapply for a new license with no time limit or higher level of scrutiny.

We find that DCF's difficulties in taking reasonable

action stems from the fact that a license to provide substance abuse treatment is treated as a right, rather than a privilege.

This prevents DCF from acting

efficiently for the benefit of the patients who are being exploited and abused across the board. We believe a license for substance abuse treatment should be treated the

same as a license in other health care fields.

The Grand Jury also received extensive testimony and evidence about DCF's lack of resources. As of August 31, 2016, there were 931 substance abuse treatment providers licensed in Florida, holding 3,417 separate component licenses. The Southeast Region (Palm Beach, Broward and the Treasure Coast) had 321 licensed providers, holding 1,307 component licenses. From April-July, 2016, the Southeast Region alone received 241 Provider Application Packets for the licensure of 606 program components (63 from new providers). The Southeast Region currently has only 9 licensing specialists. The total number of licensing specialists in the 6 state regions combined is 25. Licensing specialists also have the duty and obligation to perform any monitoring of programs in addition to processing licenses and license renewals. The Grand Jury also heard testimony that these same licensing specialists routinely leave DCF to make more money by working for treatment providers. The Office of Inspector General (OIG) is tasked with providing support, but they also have inadequate resources. Overall, DCF is grossly understaffed and underfunded to regulate this billion-dollar industry.

Therefore, the Grand Jury makes the following

recommendations:

15

DCF Response to Sober Homes Task Force Request (Sept. 13, 2016).

24

A.

Treat license as a privilege instead of a right

The Grand Jury recommends treating the issuance of a license for substance abuse treatment a privilege, rather than a right. This can be done by adopting the language used in the Assisted Living Facilities Act, which states: "The principle that a license issued under this part is a public trust and a privilege and is not an entitlement should guide the finder of fact or trier of law at any administrative proceeding or in a court action initiated by the Agency for Health Care Administration [AHCA] to enforce this part." § 429.01(3), Fla. Stat. (2016). Doing so would allow DCF to adopt a system similar to that used by AHCA, with greater ability to monitor as well as license. For example, anyone can open a substance abuse treatment center. If licenses were treated as a privilege, DCF could require reasonable qualifications for ownership and administration of treatment facilities. Treating licenses as a privilege would also allow DCF greater flexibility to deny or delay the issuance of licenses where there are compliance concerns. The Grand Jury further recommends whenever a license is revoked or surrendered, re-application should require a minimum waiting period and greater scrutiny.

Finally, the Grand Jury heard testimony that an unlimited number of treatment providers have been allowed to open in a given geographical location which has created a supply of treatment services that far outweighs demand. The

25

Grand Jury heard testimony about how this imbalance in supply and demand encourages patient brokering, poaching, and other forms of abuse by bad actors in the industry. If licenses were treated as a privilege, DCF could counteract this problem by requiring a certificate of need for new treatment facilities to open. The Grand Jury finds that this practice is already done in other health care fields and would be beneficial to the substance abuse treatment industry as well.

B.

Provide better resources by raising licensing and service fees

The Grand Jury finds that DCF's current resources for regulating the substance abuse treatment industry are grossly inadequate. Given the volume of providers, DCF clearly needs more staff and training to achieve meaningful oversight. This can be accomplished in a revenue neutral way. Licensing and service fees should be increased to reflect the lucrative profit margin of a typical treatment provider. Likewise, the Grand Jury has received evidence that FARR,

much like DCF, is grossly underfunded and understaffed to accommodate the needed oversight of recovery residences throughout the State of Florida. Therefore, we recommend that FARR be adequately funded as well by increasing certification and service fees.

Alternatively, if raising fees for both DCF and

FARR are unable to adequately fund the oversight needed for this industry, we urge the Legislature to consider appointing another health agency such as DOH or AHCA to regulate substance abuse treatment.

26

IV.

STRENGTHEN PATIENT BROKERING STATUTE

Anti-kickback statutes like Florida's patient brokering statute are designed to

prevent healthcare fraud and abusive practices resulting from provider decisions that are based on self-interest rather than cost, quality of care, or necessity of services. See *United States v. Patel*, 778 F.3d 607, 612 (7th Cir. 2015). These statutes are also designed to "protect patients from doctors whose medical judgments might be clouded by improper financial considerations." See *id.*

The Grand Jury heard testimony from victims and families who have been devastated by patient brokering. The Grand Jury also heard testimony from a number of industry professionals who have seen the negative impacts of patient brokering on recovery. We find that patient brokering is extremely harmful to recovery, and such practices during the current heroin epidemic have contributed to the exhaustion of public resources, an increase in overdoses, and death. The public has a vested interest in eliminating patient brokering and making sure persons with SUDs are treated successfully.

The Grand Jury also heard testimony from industry professionals who have openly stated that patient brokering is the standard, not the exception, in Florida's substance abuse treatment industry. Over the years, different ways of covering up kickbacks have been developed, such as "case management" contracts between treatment providers and recovery residences. Brokers hide kickbacks in many

27

different ways, such as luxurious amenities, cigarettes, plane flights, scooters, vacations, and gift cards. To combat this elusive and devastating practice, the Grand Jury makes the following recommendations:

A.

Prohibit the solicitation or receipt of any "benefit"

The Grand Jury recommends that Florida's patient brokering statute, § 817.505, Fla. Stat. (2016), be amended to prohibit the solicitation or receipt of any "benefit" in exchange for referring patients to, or accepting treatment from, a particular treatment provider. This would put both patient brokers and legitimate industry professionals on notice that any inducement or reward for the referral or acceptance of patients is clearly prohibited.

B.

Increase criminal penalties and minimum fines

Currently, patient brokering is a third degree felony of the lowest level under the Criminal Punishment Code with no minimum fine. See 817.505(4), Fla. Stat. Given the devastating effects of this crime, the Grand Jury recommends that patient brokering be raised from a level 1 to a level 5 felony. The Grand Jury also recommends that offenders be ordered to pay minimum fines that reflect the high profits of patient brokering.

28

Between California and Florida 16, the average referral fee for a new patient can easily run up to \$5,000. A typical patient broker can make up to \$500 per week for every patient sent to a provider.

Brokers with multiple recovery

residences make up to \$10,000 per week. Currently, there is no minimum fine for patient brokering, no matter how many counts are charged. Meanwhile, there is currently a minimum \$500,000 fine for unlawfully possessing 25 grams or more of

currently a minimum \$500,000 fine for unlawfully possessing 25 grams or more of oxycodone. See § 893.135(1)(c)3.c., Fla. Stat. (2016). Minimum fines like this should be mandated to provide enough financial deterrent to those who make hundreds of thousands of dollars a year from brokering multiple patients.

C.

Create penalty enhancement for large-scale brokering

For large-scale patient brokering, involving 10 or more patients at a time, the penalty should be increased to a second degree felony, level 7. For large-scale brokering, involving 20 or more patients, the penalty should be increased to a first degree felony, level 8. Recidivist brokers who continue to broker patients should likewise face enhanced penalties. Similar penalty enhancements can also be found in the identity theft statute. See § 817.568, Fla. Stat. (2016).

D.

Add brokering to Statewide Prosecution's jurisdiction

Currently, patient brokering is not defined as racketeering activity under the

16

According to one out-of-state industry professional, Palm Beach International Airport is infamous for having patient brokers trolling for new arrivals.

29

RICO statute. See § 895.02(8)(a), Fla. Stat. (2016). As discussed above, however, patient brokering routinely involves fraud (in disguising kickbacks) and is utilized by those committing other forms of healthcare fraud. As recently observed by the Eleventh Circuit, defendants commit fraud, like falsifying records to justify ordering more than what is necessary to enhance the amount of kickbacks. See

United States v. Vernon, 723 F.3d 1234, 1241 (11th Cir. 2013). Specifically, the Grand Jury received evidence on how kickbacks are increased by billing for unnecessary UA confirmatory and quantitative testing.

The Grand Jury heard testimony from the Florida Attorney General's Office of Statewide Prosecution, which is designed to handle prosecutions of multi-county organized fraud schemes such as this. Statewide Prosecution, however, currently does not have jurisdiction to prosecute patient brokering despite the resources and desire to do so. Accordingly, we recommend that the RICO statute be amended to include patient brokering as a predicate offense, and to amend Florida Statute section 16.56, to give the Office of Statewide Prosecution concurrent jurisdiction with the State Attorney's Offices over patient brokering so that they can assist local law enforcement agencies in the investigation and prosecution of these fraudulent criminal enterprises throughout the state.

30

V.

ENABLE LAW ENFORCEMENT TO TAKE ACTION

The Grand Jury heard testimony from law enforcement with extensive

experience in the field of health care fraud.

One of the biggest hurdles to

investigations in this industry is that the victims of patient brokering (the patients themselves) rarely report these crimes.

In many cases, patients are complicit

because they receive free rent, amenities, and other benefits from engaging in the crime. Moreover, many out-of-state young adult patients have a mistrust of police to begin with.

We also heard that state officials, along with members of the FBI and United States Attorney's Office, have conducted investigations into a number of treatment providers and recovery residences. In doing so, they found that there are privacy laws specific to mental health and substance abuse treatment that are extremely burdensome and impractical in their application. Law enforcement officers face criminal penalties for violating these laws. See 42 C.F.R. § 2.4. One of the most onerous restrictions requires notification for the disclosure of patient records, which could compromise the integrity of ongoing investigations.

As a general matter, confidentiality is paramount to the integrity of an ongoing criminal investigation.

When criminals realize they are being

investigated, they take measures to evade prosecution. Thus, notification of an investigation to the suspected criminals or to persons that would likely advise those

31
criminals of the investigation is harmful to the investigation itself.

Currently,

courts have full discretion whether or not to require patient notification. 42 C.F.R. § 2.66(b).

Under state law, the timing of patient notification is less clear.

Section

397.501 states that protected parties must be given "adequate notice" whenever disclosure is sought. See § 397.501(7)(h), Fla. Stat. (2016). "Adequate notice" is not defined anywhere in Chapter 397. The State has argued that section 397.501 incorporates the federal confidentiality regulations found in 42 C.F.R. §§ 2.1-2.67, and under those federal confidentiality regulations, "adequate notice" does not mean "prior notice."

At least one Palm Beach County judge has rejected this

argument and refused to authorize disclosure of records without first notifying all protected parties. As a practical matter, the State cannot give notice to patients before the State knows who those patients are, and the State would be violating privacy rights by seeking out information that identified anyone as a patient without prior authorization.

Accordingly, the Grand Jury makes the following

recommendations:

A.

Reduce impractical privacy restrictions on investigation

The Grand Jury recommends that section 397.501(7)(h) expressly permit disclosure of patient records without prior notification under the same circumstances found in section 42 C.F.R. § 2.66(b). This strikes a fair balance

32
between the privacy rights of patients and the need for law enforcement to investigate crimes that are being committed against those same patients.

B.

Promote education and inter-agency collaboration

The Grand Jury also finds that most local law enforcement agencies are lacking in education on how to navigate the many federal and state privacy laws in this industry. Therefore, the Grand Jury recommends more training and education of local law enforcement on how to properly comply with federal and state privacy laws in the course of their investigations.

Agencies like DCF, DOH, AHCA,

FARR, and local law enforcement need to have better protocols in place for sharing information and working together on these types of investigations in the substance abuse treatment industry.

CONCLUSION

The Grand Jury finds a compelling and urgent need for both increased oversight and enforcement in Florida's substance abuse treatment industry. The problems outlined in this report exist throughout our state and continue to spread throughout the country. Although there is no simple answer to these complex problems, we believe our recommendations provide a step in the right direction and can be implemented without any negative fiscal impact on state resources. The Grand Jury strongly urges the Legislature to consider the recommendations in

SUMMARY OF RECOMMENDATIONS

> Prohibit deceptive advertising and punish with criminal sanctions.
>

Require disclaimers that notify patients and families about material information.

> Require marketers and admissions personnel to be licensed.
> Require

DCF license and FARR certification for commercial recovery residences, especially those that contract with treatment providers.

> Eliminate

loophole that allows for patient referrals to uncertified recovery residences owned by a treatment provider.

> Prohibit treatment providers

from accepting patient referrals from uncertified

recovery residences.

> Treat license as a privilege rather than a right.

> Require credentials such as a background check for owning a treatment center.

> Require certificate of need for new treatment providers.
>

Provide adequate resources to DCF and FARR by raising fees.

>

Amend § 817.505, Fla. Stat. to prohibit the solicitation or receipt of any "benefit" in exchange for referrals or treatment.

> Increase criminal penalties and minimum fines for patient brokering.

> Create penalty enhancements for large-scale patient brokering.

> Enable the Office of Statewide Prosecution to prosecute patient brokering.

>

Amend§ 397.501(7)(h), Fla. Stat. to allow disclosure of patient records without prior notification under the same circumstances as found in 42 C.F.R. § 2.66(b).

> Educate local law enforcement on privacy laws and promote better inter-agency collaboration.

34

EXHIBIT LIST

EXHIBIT

PAGE(S)

Boynton Beach Overdose Statistics (2016)	8
Carey Davidson, Navigating the Maze ofAddiction Treatment, TogetherAZ Blog: An Ethical Compass, Oct. 31, 2016	16
DCF Recovery Residence Report, p.8 (Oct. 1, 2013)	5
DCF Response to Sober Homes Task Force Request (Sept. 13, 2016)	23
Deceptive Marketing Exhibit # 1 (2016)	14
Delray Beach Overdose Statistics (2016)	8
FDLE, 2015 Annual Report, Drugs Identified in Deceased Persons by Florida	

Medical Examiners (Sept. 2016) 9

Lake Worth Overdose Statistics (2016) 8

NARRIF ARR Overview 16

NARR Quality Standards (July 15, 2015) 16

Optum White Paper: Young adults and the behavioral health system (2014) 5, 6

Palm Beach County Fire Rescue Narcan Use Statistics (1/1/16- 10/24/16) 9

Susan Taylor Martin, Addicts say recovery program stole their money, Tampa Bay Times, Nov. 18, 2012 17

Zack McDonald, Bay County battles to keep opioid epidemic at bay, Panama City News Herald, Oct. 8, 2016 8

35

LEGAL AUTHORITY
PAGE(S)

CASES

Appeal of Untreiner, 391 So. 2d 272 (Fla. 1st DCA 1980) 2

In re Grand Jury Invest. of Fla. Dept. Health & Rehab. Servs., 659 So. 2d 347 (Fla. 1st DCA 1995) 1

Kellyv. Sturgis, 453 So. 2d 1179 (Fla. 5thDCA 1984) 1, 2

Miami Herald Pub. Co. v. Marko, 352 So. 2d 518 (Fla. 1977) 1

United States v. Patel, 778 F.3d 607 (7th Cir. 2015) 26

United States v. Vernon, 723 F.3d 1234 (11th Cir. 2013) 29

STATUTES

29 U.S.C. § 1185a (2009) 4

42 C.F.R. § 2.4 31

42 C.F.R. § 2.66 31, 32

42 C.F.R. §§ 2.1-2.67 30, 31

42 U.S.C. § 12101 (2008) 4

42

u.s.c. § 3602(2016) 4

124 Stat. 119 (2010) 4

§ 16.56, Fla. Stat. (2016) 30

§ 397.407, Fla. Stat. (2016) 19, 21, 22

§ 397.501, Fla. Stat. (2016) 31, 32, 36

36

§ 429.01, Fla. Stat. (2016) 21, 25

§ 456.003, Fla. Stat. (2016) 10

§ 817.505, Fla. Stat. (2016) 27, 28, 34

§ 817.569, Fla. Stat. (2016) 27, 28, 34

§ 817.568, Fla. Stat. (2016) 29

§ 893.135, Fla. Stat. (2016) 28

§ 895.02, Fla. Stat. (2016) 29

37

DISTRIBUTION REQUEST

The Grand Jury requests this Presentment and Report be furnished to the following:

- 1.
- 2.
- 3.
- 4.
- 5.
- 6.
- 7.
- 8.
- 9.
- 10.
- 11.
- 12.
- 13.
- 14.
- 15.
- 16.
- 17.
- 18.
- 19.
- 20.
- 21.
- 22.
- 23 .
- 24.
- 25.
- 26.
- 27.
- 28.
- 29.
- 30.
- 31.
- 32.

- Honorable Rick Scott, Governor
- Honorable Jeff Atwater, Chief Financial Officer
- Honorable Pam Bondi, Attorney General
- Honorable Joe Negron, Senate President
- Honorable Steve Crisafulli, House Speaker
- Honorable Jeff Clemens, State Senator
- Honorable Bobby Powell, State Senator
- Honorable Kevin Rader, State Senator
- Honorable Ray Rodrigues, House Majority Leader
- Honorable Joseph Abruzzo, State Representative
- Honorable Lori Berman, State Representative
- Honorable Bill Hager, State Representative
- Honorable Al Jacquet, State Representative
- Honorable MaryLynn Magar, State Representative
- Honorable Rick Roth, State Representative
- Honorable David Silvers, State Representative
- Honorable Emily Slosberg, State Representative
- Honorable Matt Willhite, State Representative
- Honorable Mary Lou Berger, Palm Beach County Major
- Honorable Gary R. Nikolits, Palm Beach County Property Appraiser
- Honorable Ric L. Bradshaw, Palm Beach County Sheriff
- Honorable Ken Lawson, Dept. of Business & Professional Regulation Secretary
- Honorable Mike Carroll, Dept. of Children and Families Secretary
- Honorable Drew Breakspear, Office of Financial Regulation Commissioner
- Honorable Dr. Celeste Philip, Dept. of Health Surgeon General
- Honorable Justin Senior, Agency for Health Care Administration Interim Secretary

Honorable Justin Senior, Agency for Health Care Administration Interim Secretary
Honorable David Altmaier, Office of Insurance Regulation Commissioner
Honorable Rick Swearingen, Florida Dept. of Law Enforcement Commissioner
Honorable Barbara Palmer, Agency for Persons with Disabilities Executive Director
Verdenia C. Baker, Palm Beach County Administrator
Richard Radcliffe, Palm Beach County League of Cities Executive Director
Christina Henson, Palm Beach County Criminal Justice Commission

38

CERTIFICATE OF PRESENTMENT

The Grand Jury respectfully submits this Presentment this _ _ _ day of
December, 2016.

As authorized and required by law, we have advised the Grand Jury
returning this presentment.

I, DAVID ARONBERG, State Attorney and Legal Advisor, Palm Beach
County Grand Jury - Fall Term 2016, hereby certify that I, as authorized and
required by law, have advised the Grand Jury which returned this report on this
_ _ _ day of
,2016.

DAVID ARONBERG
State Attorney, Fifteenth Judicial Circuit of Florida
Legal Advisor
Palm Beach County Grand Jury, Fall Term 2016

I, ALAN JOHNSON, Chief Assistant State Attorney and Legal Advisor,
Palm Beach County Grand Jury - Fall Term 2016, hereby certify that I, as
authorized and required by law, have advised the Grand Jury which returned this
report on this
day of
_ _ _ day of
, 2016.

ALAN JOHNSON
Chief Assistant State Attorney
Legal Advisor
Palm Beach County Grand Jury, Fall Term 2016

39

I, BRIAN L. FERNANDES, Chief Assistant State Attorney and Legal
Advisor, Palm Beach County Grand Jury - Fall Term 2016, hereby certify that I, as
authorized and required by law, have advised the Grand Jury which returned this
report on this
_ _ _ day of
, 2016.

BRIAN L. FERNANDES
Chief Assistant State Attorney
Legal Advisor
Palm Beach County Grand Jury, Fall Term 2016

I, JUSTIN CHAPMAN, Assistant State Attorney and Legal Advisor, Palm
Beach County Grand Jury - Fall Term 2016, hereby certify that I, as authorized
and required by law, have advised the Grand Jury which returned this report on this
_ _ _ day of
, 2016.

Legal Advisor
Palm Beach County Grand Jury, Fall Term 2016

40

OFFICE OF OFFICIAL RECORDS

15 Judicial Article

PALM BEACH COUNTY, FLORIDA
PALM BEACH COUNTY GRAND JURY

..... 9
Lake Worth Overdose Statistics (2016)
..... 8
NARR/FARR Overview
..... 16
NARR Quality Standards (July 15, 2015)
..... 16
Optum White Paper: Young adults and the behavioral health system (2014) 5, 6
Palm Beach County Fire Rescue Narcan Use Statistics (11/1/16 - 10/24/16) 9
Susan Taylor Martin, Addicts say recovery program stole their money, Tampa Bay
Times, Nov. 18, 2012
..... 17
Zack McDonald, Bay County battles to keep opioid epidemic at bay, Panama City
News Herald, Oct. 8, 2016
..... 8
35

Today's Date 8/3/2016
YTD - 1/1/2016 - 7/31/2016
Total Overdoses - 189 (Including 15 of which resulted with Deaths)

Entered
Entered as
as Crimes Non-Crimes
January
February
March
April
May
June
July

TOTAL

9

14
30
15
5
0
0
73

0
1
2
26
17
28
42
116

Total OD's for
the Month

Overdoses that
Resulted with Deaths

Month End Summary

(Death #'s are included in
Overdose Totals)

(Total CD's/Total Deaths)

9
15
32
41
22

28
42

0
1
2
1
2
3
6

(9/0}
(15/1)
(32/2)
{41/1)
(22/2)
(28/3)
(42/6)

189

15

(189/15}

Today's Date 7/28/2016
YTD - 1/1/2016 - 7/28/2016
Total Overdoses - 180 (Including 12 of which resulted with Deaths)

Entered
Entered as
as Crimes Non-Crimes
January
February
March
April
May
June
July
(1st-28th)

TOTAL

Total OD's for
the Month

Overdoses that
Resulted with Deaths

Month End Summary

(Death #'s are included in
Overdose Totals)

(Total CD's/Total Deaths)

14
30
15
5
0

0
1
2
26
17
28

9
15
22

32
41
22
28

0
1
2
1
2
3

{9/0)
(15/1)
(32/2)
(41/1)
(22/2)
(28/3)

0
73

33
107

33

3

(33/3)

180

12

(180/12)

9

Today's Date 8/3/2016
YTD - 1/1/2016 - 7/31/2016
Fatalities From Overdoses - 15
Deceased
(Last
Name/First Name)

Case#

Date/Time

Type/Offense

FEUCHT MIKAYA

16042127

7/30/2016 22:16

DEATH OVERDOSE

Location

THE INN AT BOYNTON BEACH/
480 W BOYNTON BEACH BLVD
tMnQ

STENSON CHRISTOPHER

16042061

7/30/2016 16:20

DEATH OVERDOSE

DEATH OVERDOSE

2724 SW 23RD CRANBROOK DR

ROMEO ANDREW

16041992

7/30/2016 8:08

DEATH OVERDOSE

BORNEMAN DANIEL

16040852

7/23/2016 19:05

DEATH OVERDOSE

HERMAN DUSTIN

16040349

7/21/2016 9:48

DEATH OVERDOSE

3469 S FEDERAL HWY #G

FISHEL RYAN

16039634

7/17/2016 15:17

DEATH OVERDOSE

105 N BROUGHTON CIR

GAUTHIER EDWARD

16035831

6/27/2016 18:51

DEATH OVERDOSE

1305 VIA DE PEPI

DAY CHRISTOPHER

16035410

6/25/2016 11:24

DEATH OVERDOSE

220 SE 3RD AVE

BURRUANO MICHAEL

16031007

6/3/2016 11:06

DEATH OVERDOSE

THE INN AT BOYNTON BEACH/
480 W BOYNTON BEACH BLVD

1811 RENAISSANCE COMMONS

BLVD #419
LAS VENTANAS NORTH TOWER
/ 1331 S FEDERAL HWY #216

ltl 1 R

THE INN AT BOYNTON BEACH/
MORA MERYL

16027178

5/14/2016 16:33

DEATH OVERDOSE

DOUGLAS PATRICK

16024735

5/2/2016 12:47

DEATH OVERDOSE

RICE TAYLOR

16021189

4/14/2016 17:37

DEATH OVERDOSE

MC GETIIGAN DENNIS

16017458

3/27/2016 19:06

DEATH OVERDOSE

LABONTE THOMAS

16017453

3/27/2016 18:27

DEATH OVERDOSE

MOLYNEUX MICHAEL

16010741

2/24/2016 15:36

DEATH OVERDOSE

480 W BOYNTON BEACH BLVD
#321

HAMPTON INN/ 1475 W

GATEWAY BLVD #225

315 NW 4TH ST

1410 VIA DE PEPI

ADVANCE TIRE WHOLESALE/

3630 QUANTUM BLVD

533 SE 28TH CL R

Today's Date 7/28/2016
VTD - 1/1/2016 - 7/28/2016
Fatalities From Overdoses - 12
Deceased
(Last Name/First Name)

Case#

Date/Time

Type/Offense

Location

16040852

7/23/2016 19:05

DEATH OVERDOSE

TOWER/ 1331 S FEDERAL

LAS VENTANAS NORTH
BORNEMAN DANIEL

HWY#216
HERMAN DUSTIN

16040349

7 /21/2016 9:48

DEATH OVERDOSE

3469 S FEDERAL HWY #G

FISHEL RYAN

16039634

7/17/2016 15:17

DEATH OVERDOSE

105 N BROUGHTON CIR

GAUTHIER EDWARD

16035831

6/27 /2016 18:51

DEATH OVERDOSE

1305 VIA DE PEPI

DAY CHRISTOPHER

16035410

6/25/2016 11:24

DEATH OVERDOSE

220 SE 3RD AVE
THE INN AT BOYNTON

BURRUANO MICHAEL

16031007

6/3/2016 11:06

DEATH OVERDOSE

BEACH / 480 W BOYNTON
BEACH BLVD #118

MORA MERYL

16027178

5/14/2016 16:33

DEATH OVERDOSE

BEACH / 480 W BOYNTON
BEACH BLVD #321

DOUGLAS PATRICK

16024735

5/2/2016 12:47

DEATH OVERDOSE

HAMPTON INN /1475 W
GATEWAY BLVD #225

RICE TAYLOR

16021189

4/14/2016 17:37

DEATH OVERDOSE

315 NW 4TH ST

MC GETIIGAN DENNIS

16017458

3/27 /2016 19:06

DEATH OVERDOSE

1410 VIADE PEPI

LABONTE THOMAS

16017453

3/27/2016 18:27

DEATH OVERDOSE

MOLYNEUX MICHAEL

16010741

2/24/2016 15:36

DEATH OVERDOSE

ADVANCE TIRE WHOLESAL

I 3630 QUANTUM BLVD
533 SE 28TH CIR

TogetherAZ Blog: An Ethical Compass

q.c.

fij~~~~ --.-.-..1 ~

•1•• .

~••••,~•

••••,••••••••••W,• •• •••••••••• • _••••
, ••••.ib,
••••,f"~•••.~•,

TogetherAZ Blog

t

Monday, October 31, 2016

An Ethical Compass
Navigating the Maze of Addiction Treatment
By Carey Davidson. MAC, GIP. ICADAC, CAI

At two years sober. I thought I had all the answers. I was heavily involved in my 12 step program and felt incredibly confident in my recovery. I started to gain notoriety in the recovery community, and when people were in crisis, they knew I was a solid resource to whom they could turn for help . I was, and still am- passionate about confronting the disease of addiction.

"Why not? ,' I thought. So, I did it. I printed up cards and called myself an "Interventionist."!! was easy. I recalled when applying for my real estate license, I was required to be finger printed and participate in a background check. However, all.I needed to do to guide vulnerable patients and their often desperate families through this life-threatening disease was print up a card . Without the proper training and certification, I had only one tool- my own recovery experience. I placed many people in treatment, but I'll never know the extent of damage I may have caused families along the way.

Luckily, after a couple of tough cases in a row. I realized my approach , while legal and extremely common in the field, was not in the best interest of those I served . Families depended on me to guide them and their loved ones into recovery. The course of their lives would be significantly impacted .by my gu idance, and the work I had done in my personal recovery program •could never substitute for the formal education and clinical training I knew I needed'. Consequently, I enrolled in the Hazelden Betty Ford Graduate School of Addiction Studies. where on the first day they inform you : "If you are looking to get your Masters in the 12 steps, you 're in the wrong place ." To fulfill my passion to helping others I went back to school and earned a Masters Level degree in addiction studies and counseling, which included rigorous academics and more than 1,200 clinically supervised hours working with patients. I dedicated myself to education because, although my passion for this field hadn't changed, my responsibilities to struggling families extended far beyond a simple desire to help people. If I was going to offer myself as a credible resource to the vulnerable. I had to become a trained professional with a solid clinical background.

One key difference between a trained professional and a layperson is that a layperson works solely from personal experience and a professional works from an empirically-evidenced theory.

The Families of those in Need

While I can never "undo" what has been done. I have had to own some difficult truths as I've moved forward in the field. I now find myself hyperaware of the many untrained interventionists around me who, unfortunately, continue to do. harm.

Family can be the most powerful and motivating force in an individual's life. Those traits, amplified in crisis, can be a family's greatest asset or liability. There are those in this industry who capitalize on this vulnerability in an unethical manner. It is essential families are able to place their trust in capable, educated, and accountable specialists.

However, because the behavioral health field is so vast, multi-faceted, and unregulated , it's difficult to know where to begin . Let this article serve as an ethical compass for you to use when navigating the treatment world

article serve as an ethical compass for you to use when navigating the treatment world .

Questionable Treatment Placement Practices

The point at which your life, or life of someone close to you becomes too unmanageable to handle alone feels unprecedentedly vulnerable and frightening to most families. You want to trust anyone who promises a treatment or, in some cases, even a miracle cure. Because you want so desperately to believe what these self-proclaimed "professionals" say, your judgment can understandably become impaired .

<http://stories.togetheraz.com/2016/10/an-ethical-compass.html?m=1>

11/8/2016

TogetherAZ Blog: An Ethical Compass

Page 2 of 5

It is crucial everyone be aware of the many questionable treatment placement practices that currently exist in the U.S. The 2008 Parity Act and Obamacare made treatment for mental health and substance use more accessible for millions of people. Consultants, patient brokers, marketers, treatment placement specialists, and other creative professions surged, often, without formal training for those espousing these titles. While these workers are called different names, they serve the same function: to put "heads in beds." They are people who, through one method or another, receive kickbacks for getting a patient into a particular facility . These so-called professionals make their money directly by placing someone into a specific treatment program who pays them a "bounty ," a "marketing fee," or "reward" for "placing" the person with them . "Patient Brokers," in effect, broker lives for cash .

Interventionists and Treatment Professionals

My intent is not to discredit the challenging and indispensable work of interventionists (or anyone else working in the field). After all, I am one. I married one . However, it is crucial to know there are individuals without any formal behavioral health education, certification , license or clinical training who claim to be "interventionists" or "addiction specialists" that "work" in the addiction field . This is dangerous. Just because a person has been through recovery and/or has watched every season of Intervention on A&E, it does not follow they are qualified to be an Interventionist. While unfortunately legal, it is as reckless as watching Grey's Anatomy, buying an ambulance, and calling oneself an EMT.

When considering employing the services of an interventionist , or ANY TREATMENT "PROFESSIONAL" involved in recommending a treatment program and involved with patient care , questions must be asked to ensure you find yourself in capable , educated, and ethical hands.

What is the professional's relevant education? What are their certifications? Does any board license them? How long have they been doing what they do? What qualifies them to make recommendations?

For example, if an interventionist is not able to identify and specifically describe what they do or the intervention modalities they believe would be most effective and why, do not hire them .

If a person who is recommending a treatment center can't give clear criteria as to why they are recommending a particular center, find out more. Ask if anyone receives any kind of financial compensation or incentives for referrals and/or placement.

Just because someone calls themselves a "professional addiction whatever," does not mean their decisions are not financially incentivized.

"Kickbacks" have become rampant in the intervention world and can prevent a person from being placed in a program that's best fit for their needs. Kickbacks can be in the form of money, gifts, or anything that would encourage someone to recommend one program over another in exchange for compensation .

A Parallel Situation

Your doctor tells you he has discovered a potentially life-threatening tumor in your brain and surgery is required . You panic. You don't know anything about neurology, let alone a good neurologist or neurosurgeon with experience in tumor removal. You want the best option available, so you ask your doctor to recommend the best neurosurgeon in town. He or she knows of two neurosurgeons who specialize in the type of procedure that could save your life. One does a decent job, but has recently settled a malpractice suit. Due to the lawsuit, this surgeon's referrals have decreased and he's mentioned he would be willing to give your doctor a 'cut of the profits' for any surgery sent his way. The other neurosurgeon is highly respected - one of the best in the field. Her schedule is often full and services are in high demand, but your doctor has a good relationship with her and knows he can ask her to find time to perform the procedure. Your doctor writes down the name and office number of the first neurosurgeon and tells you, with a reassuring smile, he's the better option. You walk out of his office unaware your wellbeing was just compromised for financial gain.

~,

./

This scenario seems almost too ridiculous to take seriously, but why is that? First, this is a violation of Stark Law (starklaw.org) . Second , it's difficult to fathom a medical professional would compromise the quality of a life-saving decision because of money. Why is mental health and substance abuse any different if we are, in fact, treating a disease? This happens to families every day. Most states do not have equivalent laws for non-professionals working in the behavioral health field, and those that do rarely enforce them.

Who is paying the Addiction Treatment Professional?

If someone offers their services at no charge, more often than not, this is a red flag .

<http://!stories.togetheraz.com/2016/10/an-ethical-compass.html?m=1>

11/8/2016

Page

If someone isn't asking you to compensate them for their services, this often means someone else is. They are fully employed, contracted, or financially incentivized by a specific facility, and they have a professional and monetary obligation or "motivation" to recommend clients to a specific program(s).

An independent professional depends upon being fairly compensated or will not mind telling you how they are compensated if it is other than by patients. A best practice would be to use independent professionals are compensated directly by the families they serve.

Again, I implore you to do your homework. These questions may seem blunt, but a professional worth hiring will not get defensive, will answer directly, and will appreciate your asking.

Levels of Care

Addiction treatment has its own vocabulary, often difficult to decode and understand. There are so many acronyms it often sounds like you're listening to a two-way radio in a police car: IOP, residential treatment, PHP, sober living, OP, extended care, transitional living, day treatment, peer driven care, half way house, gender specific, dual diagnosis, SA, NA, ACOA, trauma informed care, and the list goes on.

Even if you are in a best-case scenario and are sitting across from an ethical professional who is giving you excellent treatment options, it can still feel impossible to make a decision when you don't understand the language. Furthermore, how can you accurately assess the quality of services when you have no frame of reference for what the baseline should be?

The following is an overview of levels of treatment care. You can determine how they are differentiated in greater detail by

researching the American Society of Addiction Medicine (www.asam.org) and identify the differences and approaches in each level of care.

Medically-Managed Intensive Inpatient Services:

This most frequently takes place in the "psych ward" within a hospital setting. If a person has had a suicide attempt, is found to be of harm to themselves or others and placed on a mandatory hold, or has experienced a psychotic break, this is where they will be admitted, stabilized and then transported to another facility.

Medically-Monitored Intensive Inpatient Services

Takes place in a residential treatment setting, provides 24 hour care monitored by nurses, physicians, and credentialed clinicians. In layman's terms, this is what allows some residential programs to be able to provide a safe medical detox program on the same campus where they provide a residential program. Once a person has been medically cleared and clinically stabilized, they are phased down to the next level of care.

Clinically-Managed, High Intensity Residential Services

A 24 hour, structured environment. Again, changing levels of care does not always mean changing a physical location. It is entirely possible to have three levels of care provided within the same campus. The distinctive element to this level of care is that it is nonmedical and clinically managed. The programming provided is focused on maintaining abstinence from substances, delivering intensive therapy, and developing the skills necessary to accept responsibility and promote positive character change.

Clinically-Managed, Medium-Intensity Residential Services

This is also known as extended care and is used to bridge the gap from an intensive therapy schedule in a residential setting to an intensive outpatient program (IOP). It maintains a level of care, but with a lesser amount of therapeutic programming.

Partial Hospitalization (PHP)

If someone is enrolled in a Partial Hospitalization (PHP), they require daily monitoring. A person can participate in a PHP while also living in an extended care facility or sober living home.

Intensive Outpatient Programs (IOP)

Intensive outpatient programs (IOP) requires nine or more hours of structured counseling and education services per week.

Psychiatric and medical services can be scheduled in addition to programming but are used as needed. This level of care can be utilized at the same time a person is living in a sober living environment. It is best practice for this level of care to follow residential treatment.

Outpatient Treatment Services

To be designated Outpatient Treatment Services, clinical interaction falls to a level of fewer than nine contact hours per week.

Low-Intensity Residential Services

"i!,,

ERROR: undefined
OFFENDING COMMAND:

Recovery Residence Report

Fiscal Year 2013-2014 General Appropriations Act
The Office of Substance Abuse and Mental Health
October 1, 2013

TABLE OF CONTENTS

I.

Summary

3.

II.

Introduction

4.

III.

General Approach

5.

IV.

What is a Recovery Residence?

6.

V.

Number of Recovery Residences Operating in Florida

8.

VI.

Survey of Legal Authority

9.

VII .

Issues related to Recovery Residences

16.

VIII.

Benefits of Recovery Residences

21.

IX.

Conclusions

28.

Appendix 1.

Online Comments

Appendix 2.

Meeting Minutes

Appendix 3.

Submissions to the Department

Appendix 4.

Comment on Draft Report

Appendix 5.

Belle Isle Public Comment

Appendix 6.

I. SUMMARY

The 2013-2014 General Appropriations Act (GAA) directed the Department of Children and Families (Department) to submit a report to the legislature by October 1, 2013 about recovery residences in the state of Florida.

In summary:

- Studies completed by Connecticut, Massachusetts and Hawaii, found that recovery residences are not treatment providers, instead offer housing services to residents .
- There is not a valid methodology, in Florida or the nation, to estimate the number of recovery residences.
- This has been a litigious issue in federal court, because of the federal Fair Housing Act and the Americans with Disabilities Act.
- local government officials from South Florida expressed frustration as to the regulation of sober homes in their comments related to public input.
- Public comment included a variety of concerns:
 - o The perception and impact of recovery residences in their neighborhoods;
 - o The risk for the people in recovery; and
 - o The lack of governmental oversight.
- Research suggests that recovery residences may be a valuable component of a community based recovery maintenance system for substance use disorders.

II. INTRODUCTION

The 2013-2014 General Appropriations Act (GAA) directed the Department of Children and Families (Department) to develop a plan to determine whether sober homes should be licensed or registered:

From the funds in Specific Appropriations 370 through 380, the department shall develop a plan to determine whether to establish a licensure/registration process relating to residential facilities that provide managed and peer-supported, alcohol-free and drug-free living environments for persons recovering from drug and alcohol addiction, commonly referred to as sober homes. This plan shall identify the number of sober homes operating in Florida, identified benefits and concerns in connection with the operation of sober homes, and the impact of sober homes on effective treatment of alcoholism and on sober house residents and surrounding neighborhoods. The department shall also examine the feasibility, cost, and consequences of licensing, regulating, registering, or certifying sober homes and their operators. The department shall consult with interested parties, including, but not limited to, the Florida Alcohol and Drug Abuse Association, local governments, stakeholders in the chemical abuse treatment community, and operators of sober houses. The plan shall be submitted to the Governor, the President of the Senate, and the Speaker of the House of Representatives by October 1, 2013. 1

Ch. 2013-040, L.O.F.

III. GENERAL APPROACH

Sober houses are also known by a variety of names, including; sober living homes, community residences, group homes, halfway houses, recovery residences, or alcohol and drug free housing. These

terms are considered synonymous and used interchangeably. For the purposes of this report, the Department has used the term recovery residence. To receive public input, the Department held public meetings and established an online portal to collect public feedback. The Department also consulted with interested parties, including the Florida

Alcohol and Drug Abuse Association (FADAA), Florida Association of Recovery Residences (FARR), the Florida League of Cities (FLC), the Florida Association of Counties (FAC), substance abuse treatment providers, local governments, owners and operators of recovery residences, and concerned citizens. To provide a framework to encourage public response, the Department posed the following questions on its website:

- Should recovery residences be regulated?
- How many recovery residences operate in Florida? What is your methodology for arriving at this number?
- What would be the feasibility, cost and consequence of licensing, regulating, registering, or certifying recovery residences and their operators?
- If there were to be a regulating body, what is the appropriate level of government for it to operate at?
- What should be included in any regulatory framework for a recovery residence?
- Are there any other issues that need to be addressed?

The Department received input from a broad cross section of Florida, including both professional and private individuals. All public comment is included in this report, both in summary and raw form.

2

When citing other sources, an attempt is made to use the terminology used by the original authors.

5

IV. What is a Recovery Residence?

There is no universally accepted definition of a recovery residence, and as such is subject to interpretation. ³ However, researchers have proposed the following essential characteristics of a recovery residence:

- An alcohol and drug-free living environment for individuals attempting to establish or maintain abstinence.

- No treatment services offered on site, but attendance at self-help groups such as Alcoholics Anonymous and Narcotics Anonymous may be either mandated or strongly encouraged.

- Compliance with house rules. ⁴

- Resident responsibility for paying rent and other costs.

- No limitations on length of stay as long as residents comply with house rules. ⁵

These characteristics help distinguish recovery residences from other housing options. For example, unlike most halfway houses, which receive government funding and limit the length of stays, recovery residences are financially self-sustaining through rent and fees paid by residents and there is no limit on length of stay for those who abide by the rules. ⁶ Furthermore, unlike "wet housing" where residents are allowed to consume alcohol or other drugs and "damp housing" that discourages but does not exclude individuals for consuming, recovery residences are abstinence-based environments where consumption

7

of alcohol or other drugs results in eviction .

Other states undertaking similar studies, attempted to define what a recovery residence is in the context of their respective jurisdictions. A common presentation is the distinction between licensed

substance abuse treatment facilities, and a recovery residence as a housing solution for people in recovery .

A 2009 Connecticut study noted the following; "Sober houses do not provide treatment, [they are] just a place where people in similar circumstances can support one another in sobriety. Because they do not provide treatment, they typically are not subject to state regulation." 8
The Alcohol and Drug Abuse Division of Hawaii's Department of Health recommended the following definition in a recent Task Force report; "(A) (c)lean and sober home" means a dwelling that is designed to provide a stable, independent environment of alcohol and drug free living conditions to sustain

3

See e.g., K. Paquette, N. Greene, L. Sepahi, K. Thom, and L. Winn, Recovery Housing in the State of Ohio: Findings from an Environmental Scan, (2013); D. Polcin, R. Korcha, J. Bond, and G. Galloway, Sober Living Houses for Alcohol and Drug Dependence: 18-Month Outcome, 38 Journal of Substance Abuse Treatment, 356-365 (2010) [hereinafter Polcin et. al., 18 Month Outcomes (2010)]; D. Polcin, R. Korcha, J. Bond, W. Lapp and G. Galloway, Recovery from Addiction in Two Types of Sober Living Houses: 12-Month Outcomes, 18 Addiction Research and Theory, (4), 442-455 (2010) [hereinafter Polcin et. al., 12 Month Outcomes (2010)].

4

Such as maintaining abstinence, paying rent and other fees on time, participating in house chores and meetings.

5

See, Polcin et. al., 18 Month Outcomes (2010); Polcin et. al., 12 Month Outcomes (2010).

6

See, Polcin et. al., 12 Month Outcomes (2010), at 442-455; Polcin et. al., 18 Month Outcomes (2010), at 352-366.

7

See, L. Jason, A. Mericle, D. Polcin, and W. White, The Role of Recovery Residences in Promoting Long-term Addiction Recovery, American Journal of Community Psychology (forthcoming 2013); National Association of Recovery Residences, A Primer on Recovery Residences: FAQs from the National Association of Recovery Residences (2012), [www.narronline.com / NARR. formation website/Recovery%20Residence%20Primer%20-%20Long.odf](http://www.narronline.com/formation/Recovery%20Residence%20Primer%20-%20Long.odf). site accessed August 14, 2013.

8

See, <http://www.cga.ct.gov/2009/rpt/2009-R-0316.htm>, site accessed August 18, 2013.

6

recovery and that is shared by unrelated adult persons who are attempting to maintain a life of sobriety. 9

The Massachusetts Department of Public Health's Bureau of Substance Abuse Services (BSAS) has considered Alcohol and Drug Free Housing as a form of group housing that offers an alcohol and drug free living environment for individuals recovering from alcohol or substance use disorders and where, as

10

a condition of occupancy, residents agree not to use alcohol or other substances. More specifically,

Alcohol and Drug Free Housing (ADF) refers to:

[T]he variety of group housing arrangements, however designated or legally structured, that provide an alcohol and drug free living environment for people in recovery from substance use disorders. ADF Housing is also referred to as sober housing, alcohol and substance free housing, clean-and-sober housing, alcohol-free or sober-living environments, three-quarter way houses, re-entry homes and other similar names. ADF Housing includes both transitional and permanent housing models which may be operated by a variety of entities, including state and federal government agencies, licensed mental health and addiction treatment agencies, for-profit and non-profit organizations, the occupants themselves, or private landlords. 11

State of Hawaii, Department of Health, Alcohol and Drug Abuse Division, Relating to the Clean and Sober Homes and Halfway Houses Task Force. Report to the Twenty-Seventh Legislature, State of Hawaii, 2013. Provided via email from Mardelle Gustilo, Hawaii State Department of Health, on June 24, 2013, on file with Department Staff.

10

Massachusetts Department of Public Health, Bureau of Substance Abuse Services. Study Regarding Sober (Alcohol and Drug Free) Housing In Response to Chapter 283, Section 10, of the Acts of 2010, WWY:!'...!,1J.lli.. ({0v/eohhs/cloc~ubstance-abuse / aclf-hmlsi..llit:Jitudy.rtf, site accessed August 14, 2013.

11 Id.

7

V. Number of Recovery Residences Operating in Florida

Proviso directed the Department to identify the number of recovery residences in the state. To determine the number, the Department used multiple approaches to obtain a valid estimate of the number of residences in the state. These included:

•

•

•

Regional Department staff provided an inventory of the facilities known to both them, and the providers they oversee. However, this did not produce a result because the Department did not receive statewide information.

A request to the major advocacy organizations for local governments in the state, to use their networks to assist the Department to provide an estimate. No information was provided.

A request to the advocacy organizations for the industry, to use their networks to assist the Department to provide an estimate. The information provided to the Department was incomplete.

A commonly expressed theme has been that the number is currently unknown, given that the operation

of a recovery residence has not come under the purview of a regulatory entity. A result of this renders

the estimation of a fiscal impact for government action to be a similarly unknown result. In addition,

recovery residences may open or close routinely and the number may vary significantly over short periods of time. It should be noted that this is not a phenomenon unique to Florida; a

Massachusetts

official noted the Bureau of Substance Abuse Services had been unable to document the number of

12 sober houses, because even voluntary registration has been struck down by courts.

Despite the absence of absolute data, public comment stated that there has been significant growth in

the number of recovery residences in Florida.

However, at the time of writing, there is an insufficiently valid method from which to identify the

number of recovery residences in the state.

12

[www.salemnews.com /local / x1856220496/Training-proposed-for-sober-house-operators](http://www.salemnews.com/local/x1856220496/Training-proposed-for-sober-house-operators), site accessed September 14, 2013.

8

VI. Survey of Legal Authority

This section of the report presents federal and state legal authority related to recovery residences.

Florida Authority

Pursuant to Florida Statute, the Department has statutory authority to license substance abuse

13

14

treatment. This includes both service providers, and the programmatic elements of what constitutes

15
substance abuse treatment. In relation to behavioral health, there is currently no provision in Florida law that contemplates the registration or certification of facilities or providers. As a result, these are undefined terms in the operation of chapters 394, and 397, F.S. Federal Authority

There are two federal statutes that are particularly relevant to this report. The Fair Housing Amendment

16
17
Acts of 1988 (FHA), and the Americans with Disabilities Act (ADA). Both of these statutes provide the federal government with enforcement mechanisms to challenge a housing decision made by other governmental or private entities. In a private action, a plaintiff may bring suit for actual damages, 18

which include special damages, 19 and general damages for emotional pain and suffering attributable to

20
21
the discriminatory practice. Punitive damages may also be awarded. Equitable remedies are also available to the court. In addition to this, the court also has the discretion to award fees and costs. 23

Specifically, the FHA prohibits discrimination on the basis of disability. This includes people in recovery

24
from substance use disorders. Disability, however, excludes people who continue to abuse substances, or have been convicted of manufacture or distribution of a controlled substance. 25

13

See, s. 397.321(6), F.S. Note, the statutory provision requires the Department to license and regulate licensable service components, which are defined in s. 397.311(18), F.S. The Department has rule-making authority, as it relates to substance abuse licensing, and has promulgated rules in ch. 650-30, F.A.C.

14
Defined pursuant to s.397.311 (17), F.S.

15
See, s. 397.311(18), F.S.

16
The Fair Housing Act (FHA) was enacted by the Civil Rights Act of 1968, Pub. L. 90-284 (1968), amended by the Fair Housing Amendments Act of 1988, Pub. L. 100-430 (1988), codified at 42 U.S.C. s. 3601, et. seq. For the purposes of this report, the Fair Housing Act, and the Fair Housing Amendments Act are referred to as FHA.

17
Title II of The Americans with Disabilities Act (ADA) prohibits the discrimination by public entities as it relates to housing on the basis of disability. The ADA was enacted by the Americans with Disabilities Act of 1990, Pub. L. 101-336 (1990), amended by the ADA Amendments Act of 2008, Pub. L. 110-325 (2008), codified at 42 U.S.C. s.12101, et. seq. 18
42 U.S.C. s. 3613(c).

19
See e.g., Douglas v. Metro Rentol Services, Inc., 827 F. 2d 252 (7th Cir. 1987) (Court allowed recovery of expenses to find alternate residence); Philips v. Hunter Trails Community Ass'n., 685 F. 2d 184, (7th Cir. 1982) (Court allowed recovery of moving expenses); Moore v. Townsend, 577 F. 2d 424, (7th Cir. 1978)(Court allowed recovery of temporary lodgings); Steele v. Title Realty Co., 478 F. 2d 380 (10th Cir. 1973) (Court allowed recovery of telephone charges).

20
See e.g., Steele, 478 F. 2d 380.

21
Supra, note 18.

22

22 Id.
23 Id.
24

The ADA defines disability as :

- (A) A physical or mental impairment that substantially limits one or more of the major life activities of such individual;
- (B) A record of such impairment; or
- (C) Being regarded as having such an impairment. See, 42 U.S.C. s. 3602(h).

The FHA defines disability in the same manner. See, 42 U.S.C. s. 12102(1). Federal courts have required a case by case inquiry as to the determination of disability. See, *Albertson's Inc. v. Kirkingburg*, 527 U.S. 555, (1999).

9

The most significant affirmative obligation for a governmental entity of the FHA and ADA requires that a reasonable accommodation be made, when necessary to allow a person with a qualifying disability, equal opportunity to use and enjoy a dwelling. 26 There is an exception, for the health, safety and property of others. 27

The FHA provides standing for a person to bring suit if they may be injured by a discriminatory housing

28 practice. Further, a third party may bring suit on behalf of a potential resident in a situation where said

resident may be discriminated against. 29 It should be noted that the FHA does not appear require the

exhaustion of alternative remedies prior to filing suit in federal court. 30 In addition to judicial action, an

administrative complaint may be filed simultaneously with the United States Department of Housing

31 and Urban Development (HUD). HUD may refer cases to the United States Department of Justice (DOJ)

32 to file suit in federal court. The United States Attorney General may also bring an action in situations

where a "pattern of discriminatory practice" may exist, and a private party whose interests have, or may

be harmed, may petition to intervene. 33

34

A violation of the FHA may also constitute a simultaneous violation of the ADA, and the Rehabilitation

35 Act. The ADA also prohibits discrimination on the basis of a substantially limiting impairment. 36

Recovery from a substance use disorder has been considered such an impairment. 37

25

Note, 28 C.F.R. s. 35.131, limits the extension of non-discriminatory practice to a person who may continue to use illicit substances. This does not include alcohol. A public entity is also permitted to test to verify this.

26 See, 42 U.S.C. s. 3604(f)(3)(B); 42 U.S.C. s. 12131, et. seq., 28 C.F.R. s. 35.130(b)(7). To comply with the reasonable

accommodation provisions of the ADA, regulations have been promulgated for public entities (defined by 28 C.F.R. s. 35.104).

This includes a self-evaluation plan of c'urrent policies and procedures and modify as needed (28 C.F.R. s. 35.105). This is subject

to the exclusions of 28 C.F.R. s. 35.150. For interpretation by the judiciary, see, *Oxford House Inc., v. Township of Cherry Hill*, 799

F. Supp. 450, (D.N.J. 1992) (Court held that a reasonable accommodation means changing some rule that is generally applicable to everyone so as to make it less burdensome for a protected class).

27

42 u.s.c. s. 3604{f}(9).

28

42 u.s.c. s. 3602(j)

29
See e.g., *Brondt v. Viii. of Chebanse*, ///.,_82 F.3d 172, {7th Cir.1996); *Smith & Lee Assocs., Inc. v. City of Taylor, Mich.*,_102 F.3d 781 (6th Cir.1996). But see, *Kessler Institute for Rehabilitation, Inc. v. Mayor and Council af Borough of Essex Fells*, 876 F. Supp. 641, {D N.J.1995) {Court held that a non-profit advocacy organization lacked standing to intervene).

30
See, e.g., *Pu/cine/la v. Ridley Tp.*, 822 F. Supp. 204, {E.D. Pa . 1993); *Oxford House, Inc. v. City of Virginia Beach, Va.*, 825 F. Supp. 1251, (E.D. Va. 1993); *Oak Ridge Care Center, Inc. v. Racine County, Wis.*, 896 F. Supp. 867, {E.D. Wis. 1995); *Oliver v. Foster*, 524 F. Supp. 927 (S.D. Tex. 1981); *Concerned Tenants Ass'n of Indian Trails Apartments v. Indian Trails Apartments*, 496 F. Supp. 522 {N.D. Ill. 1980).

31
42 u.s.c. s. 3610.

32
This may occur when HUD refers administrative actions to federal court, 42 U.S.C. s. 3612(a), {o); or in cases that involve challenges to zoning or land use regulations, 42 U.S.C. s. 3610(g).

33
42 u.s.c. s. 3614.

~ In matters of housing discrimination, federal district courts often analyze an alleged violation of the ADA and the FHA as one.
Caron Foundation of Florido, Inc., v. City of Delray Beach, 879 F. Supp. 2d 1353, (S.D. Fla. 2012) appeal dismissed, (11th Circ. Aug. 16, 2012).

35
The Rehabilitation Act of 1973 was enacted by the U.S. Rehabilitation Act of 1973, Pub. L. 93-112 {1973), codified at 29 U.S.C. s. 701 et. seq.

36
S. Res. 933, 101st Cong. (1990) (enacted), provided clear direction in the title of the ADA as to Congressional intent: " To establish a clear and comprehensive prohibition of discrimination on the basis of disability."

37
See, 28 C.F.R. s.35.104{4){1)(B){ii).

10 Authority from Other States

At the time of writing, the Department identified that Idaho, Illinois, Massachusetts, Oregon, and Tennessee appear to provide a legal basis for the operation of a recovery residence, or an equivalent. 38

There have been a variety of legislative proposals to address regulatory involvement in relation to the operation of a recovery residence. 39

In 2008, the Massachusetts Bureau of Substance Abuse Services {BSAS) asked sober house operators to

40
voluntarily provide details to a state web-based treatment locator. It should be noted that there does not appear to have been a statutory or regulatory basis for this request. At the time of publication, 50 facilities in the Commonwealth of Massachusetts have provided such information, with BSAS noting that the provision of information on its website does not represent a state license, nor endorsement of the facility. 41

An alternative statutory construction used in Hawaii, Kansas and Oklahoma, is an explicit prohibition on a local government implementing ordinances or zoning schemes that discriminate against community based housing for people in recovery. 42 Although there is variation between each state, the general theme has been to define what a recovery residence is, and to statutorily include such as a residence as a single family dwelling.

A review of the website for the Civil Rights Division Housing and Civil Enforcement Section at DOJ

43 demonstrates that the FHA and ADA are extensively litigated. For a housing rule, policy or practice to

44 be challenged pursuant to the FHA, federal courts have not required that it be facially discriminatory, but have permitted a challenge on the basis of discriminatory intent, or that it has a disparate impact on

45 people with disabilities. Once a plaintiff has established a prim a facie case of housing discrimination,

38

See, Idaho, IDAHO CODE ANN. 39-302 (11}, (2013); Illinois, 20 ILL. COMP. STAT. 301/15-10(f) (2013); Massachusetts, MASS. GEN. ch. 111B, s. 6A, (2013); Oregon, OR. REV. STAT. s. 430.306(7), (2013); Tennessee, TENN . CODE ANN. 33-2-402(2), (2013).

39

See e.g., State Rep. Hennessey and State Sen. Zeldin of New York proposed A06791 and S04697, 2013-14 Sess. (N.Y. 2013), in the 2013 Legislative Session, a measure which established regulations pertaining to sober living homes. In Hawaii, State Reps. Carroll, Awana, Brower, Coffman, Evans, Kobayashi, Luke, McKelvey, Morikawa, Nakashima, Nishimoto, Woodson, Rhoads and Tokioka introduced H.C.R.200 and H161, 27th Sess. (Haw. 2013) in the 2013 Legislative Session to reconvene a taskforce to examine, among other factors, the impact of criminal justice housing.

•o

www.bostonherald.com/news/opinion/local_coverage/2007/07/health_dept_launches_online_sober_home_list, site

accessed September 14, 2013. See also, supra note 10.

41

See, www.helpline-online.com/reports/helpline_providers_yftytv3ooxy2yfajlmvcfd55.odf, site accessed September 14, 2013.

42

See, Hawaii, HAW. REV. STAT. s. 46-4, (2013); Kansas, KAN. STAT. ANN. s. 12-736, (2013); Oklahoma, OKLA STAT. tit. 43A-3, s. 417.1, (2013).

43

See, www.justice.gov/crt/about/hce/caselist.php, site accessed August 17, 2013.

44

Specifically, 42 U.S.C. s. 3604(f).

45

See e.g., *Bangerter v. Orem City Corp.*, 46 F.3d 1491, (10th Cir. 1995) (Plaintiff need not prove malice or discriminatory animus of defendant to make a case of intentional discrimination where the defendant expressly treats someone protected by the statute in a different manner than others); *Thornton v. City of Allegan*, 863 F. Supp. 504, (W.D. Mich. 1993) (Not required that the plaintiff prove discriminatory intent, it is sufficient if the plaintiff proves only that the defendant's action had a discriminatory impact or effect); *Potomac Group Home Corp. v. Montgomery County, Md.*, 823 F. Supp. 1285, (D. Md. 1993) (Court held plaintiff may prevail by showing discriminatory intent or by showing discriminatory impact, and that to prove discriminatory intent, the plaintiff need only show that the handicap of a member of a protected group was in some part the basis of the policy being challenged). But see, *Jeffrey O. v. City of Boca Raton*, 511 F. Supp. 2d 1339, 1352, (S.D. Fla. 2007) (Court held that the 11th Circuit had not adopted a standard to determine disparate impact, and did not find the city meet the justifications of *Bangerter*, 46 F.3d 1491).

LAWS

s.

11

federal courts shift the burden to the defendant to demonstrate a legitimate, nondiscriminatory reason, or that the action furthered a legitimate governmental interest, with no alternative. 46 The courts have, however, held that disability does not require a heightened level of scrutiny for governmental action, in the context of the FHA. 47 The FHA provides justifications for housing restrictions that federal courts have narrowly construed. A governmental entity may act on the basis of protecting the public health and safety of other 48 individuals. However, courts have observed that this justification may not be used as a guise to impose additional restrictions on protected classes under the FHA. 49 Additionally, a threat to the public health and safety, or another's property requires objective evidence that is sufficiently recent to be 50 credible and not unsubstantiated inferences. The action of a governmental entity may also be justified if the restriction is found to be beneficial or benign. 51 46

See e.g., *Tsombandis v. West Haven Fire Dept.*, 180 F. Supp. 2d 262 (D. Conn. 2001), order aff'd in part, rev'd in part on other grounds, 352 F.3d 565, (2d Cir. 2003) (Court held that governmental entity engages in discriminatory practice by refusing to make reasonable accommodations to action); *U.S. v. City of Toy/or, Ml.*, 13 F.3d 920, (6th Cir. 1993), reh'g and suggestion for reh'g en bane denied, (Mar. 11, 1994) and on remand to, 872 F. Supp. 423, (E.D. Mich. 1995), aff'd in part on other grounds, rev'd in part on other grounds, 102 F.3d 781, (6th Cir. 1996) (Court held it is not necessary for plaintiff to prove discriminatory intent motivated by animus); *Human Resource Research and Management Group, Inc. v. County of Suffolk*, 687 F. Supp. 2d 237 (E.D. N.Y. 2010) (Plaintiff can establish discrimination in the form of: (1) disparate treatment or intentional discrimination; (2) disparate impact of a law, practice, or policy on a covered group; or (3) by demonstrating that the defendant failed to make reasonable accommodation to afford people with disabilities an equal opportunity to live in a dwelling). 47

See e.g., *Fomilystyle of St. Paul, Inc. v. City of St. Poul, Minn.*, 923 F.2d 91 (8th Cir. 1991), reh'g denied, (Feb. 15, 1991) (Court held that the relevant question is whether legislation is rationally related to legitimate government purpose); *Pu/cine/lo*, 822 F. Supp. 204, (Court held that violation of FHAA would not amount to a Constitutional violation, because disability does not give rise to constitutionally protected class under the Equal Protection or Due Process clause of the Fourteenth Amendment). But see, *Bangerter*, 46 F. 3d 1491, (Court held that the inability to assert a right under the Fourteenth Amendment is not of concern, because the FHA provided a basis to determine the justification of a rest ri ction on housing for the disabled) . 48

42 u.s.c. s. 3604(f)(9) .

49 See e.g., *Bongerter*, 46 F.3d 1491, (Any requirements placed on housing for a protected class based on the protection of the class must be tailored to needs or abilities associated with particular kinds of disabilities, and must have a necessary correlation to the actual abilities of the persons upon whom they are imposed); *Association for Advancement of the Mentally Handicapped, Inc. v. City of Elizabeth*, 876 F. Supp. 614, (D.N .J. 1994) (Court held state and local governments have the authority to protect safety and health, but that authority may be used to restrict the ability of protected classes to live in the community); *Pu/cine/fa*, 822 F. Supp. 204, (Special conditions may not be imposed under the pretext of health and safety concerns). 50

See, *Oconomowoc Residential Programs, Inc., v. City of Milwaukee*, 300 F. 3d 775, (7th Cir. 2002) (Denial for a variance due to

reported health and safety concerns for the disabled adults could not be based on blanket stereotypes); Oxford HouseEvergreen v. City of Plainfield, 769 F. Supp. 1329 (D.N.J. 1991) (Generalized assumptions, subjective fears and speculation are insufficient to prove direct threat to others), Cason v. Rochester Housing Authority, 748 F. Supp . 1002, (W.D.N.Y. 1990). But see, Roe v. Housing Authority of City of Boulder, 909 F. Supp. 814, (D. Colo. 1995) (Court held that no reasonable accommodation could be made to house individual with mental illness, and eviction was justified); Foster v. Tinnea, 705 So. 2d 782 (La . Ct. App. 1st Cir. 1997) (Court upheld an eviction, on the basis of evidence showing that tenants' son posed a threat to others).

s: See e.g., Smith & Lee Associates, Inc. v. City of Taylor, Mich., 102 F.3d 781, (6th Cir. 1996) (Court held that unlawful discrimination often takes the form of special rules that are allegedly designed to benefit handicapped persons); Horizon House Developmental Services, Inc. v. Township of Upper Southampton, 804 F. Supp . 683 (E.D. Pa. 1992), judgment aff'd without discussion, 995 F.2d 217 (3d Cir. 1993) (Court held that the motives of the drafters of an ordinance which is facially discriminatory, whether benign or evil, are irrelevant to a determination of the lawfulness of the ordinance); Fami/ystyle of St. Paul, Inc, 923 F.2d 91, (The court noted that spacing requirement served a valid and legitimate goal of the state and the city by addressing the need to provide services for the mentally disabled in mainstream community settings and by guaranteeing that facilities are located in the community); Valley Housing LP v. City of Derby, 802 F. Supp. 2d 359 (D. Conn. 2011) (Court held that claim of non-discriminatory zoning enforcement was a pretext for discrimination) ; U.S. v. Borough of Audubon, N.J., 797 F. Supp. 353 (D.N.J. 1991), judgment aff'd without discussion, 968 F.2d 14(3d Cir. 1992) (Court held that a municipality applying restrictive zoning classification to preclude the establishment of a group home for recovering alcoholics and drug users cannot avoid a violation by arguing that its actions were merely a response to community sentiment) . But see, Oxford House-C v. City of St Louis, 843 F. Supp. 1556, (E.D. Mo. 1994), judgment rev' d on other grounds, 77 F. 3d 249, (8th Cir. 1996), cert. denied, 117 S. Ct. 65, (U.S. 1996) (Court upheld legitimate government interest in decreasing congestion, traffic and noise in residential areas).

12

As noted, the FHA does not expressly invalidate the action of a governmental entity in relation to housing, so long as the action grants, guarantees, or protects the same rights. Federal courts have expressed this rationale in case law, noting that an act, ordinance or zoning decision may not single out the disabled, and apply different and unique rules to housing, when compared to the general population. 53

A Nevada state statute that established a statewide registry for group homes that was intended to be used for emergency services, and would be made available to the public, was invalidated by the courts. In addition to state law, federal courts have also invalidated a variety of requirements from local governments that would function essentially as a registry of housing for protected classes, finding that the need to know where such facilities are located is, by itself not a legitimate government interest.ss This has included regulatory devices such as permits, registration requirements, background checks for operators, occupancy restrictions, and inspection requirements . 56

Federal courts have held that the FHA was intended by Congress to have a broad reach for liability. This includes not only the actors directly involved in a real estate transaction, but also actors that affect the availability of housing. It should also be noted that federal courts have held governmental officials

57

personally liable for decisions that violate the FHA. 58
In relation to housing for residents in recovery from substance abuse, or mental illness,
federal courts
have found that halfway houses, group homes, sober houses or other community housing
arrangements
used as residences were dwellings, and as such protected by the FHA. 59 As a protected class,
federal
courts have held that conditions placed on housing for people in recovery from either state or
sub-state
42 u.s.c. s. 3615.
See e.g., *Bangerter*, 46 F. 3d 1491, n. 1., (Invalidating an act and ordinance that facially
singles out the handicapped, and
applies different and unique rules to them); *Human Resource Research and Management Group*, 687
F. Supp. 2d 237, (It is
undisputed that [the ordinance] is discriminatory on its face, in that it imposes restrictions
and limitations solely upon a class of
disabled individuals); *Potomac Group Home, Inc.*, 823 F. Supp. 1285, (No other county law or
regulation imposed any similar
requirement on a residence to be occupied by adult persons who do not have disabilities) .
54
Nevada Fair Housing Center, Inc., v. Clark County, et. al., 565 F. Supp. 2d 1178, (D. Nev. 2008)
(Invalidating state statute
requiring Nevada State Health Department to operate a registry of group homes).
55
See, *Human Resource Research and Management Group*, 687 F. Supp. 2d 237, (Court held that
defendant-city failed to show
that the requirement of registration, inspection and background checks was narrowly tailored to
support a legitimate
government interest); *Community Housing Trust et. al., v. Department of Consumer and Regulatory
Affairs et. al.*, 257 F. Supp .
2d 208, (D.C. Cir. 2003) (Court held that the zoning administrators classification of plaintiff-
facility, requiring a certificate of
occupancy rose to discriminatory practice under FHA) .
56
See, e.g., *City of Edmonds v. Oxford House et. al.*, 574 U.S. 725 (1995) (City's restriction on
composition of family violated
FHAA); *Safe Haven Sober Houses LLC, et. al., v. City of Boston, et. al.*, 517 F. Supp. 2d 557,
(D. Mass. 2007); *United States v. City
of Chicago Heights*, 161 F. Supp. 2d 819, (N .D. Ill. 2001)(City violated FHA by requiring
inspection for protected class housing
that was not narrowly tailored to the protection of disabled); *Human Resource Research and
Management Group*, 687 F. Supp.
2d 237, (Court held that the city' s purported interest in the number of facilities, in relation
to the zoning plan, was not a
legitimate government interest. Further to this, the court found that there was insufficient
evidence to justify action by the city
in relation to the protection of this class. The city also failed to justify the requirement for
a 24 hour staff member, certified by
the New York State Office of Alcoholism and Substance Abuse Services).
57
See e.g. *Michigan Protection and Advocacy Service, Inc. v. Babin*, 18 F.3d 337, (6th Cir. 1994),
*City of Peeskill v. Rehabilitation
Support Services, Inc.*, 806 F. Supp . 1147, (S.D.N.Y. 1992) (Court held that city seeking to
prevent the acquisition of a building to
be used as transitional living violated FHA and state law).
58
See e.g. *Samaritan Inns. V. District of Columbia*, 114 F. 3d. 1227, (D .C. Cir. 1997) (Court held
that officials reversing decision
based on public pressure were not entitled to qualified immunity). But see, *O'Neal by Boyd v.
Alabama Dept. of Public Health*,
926 F. Supp. 1368, (M.D. Ala. 1993) (Court held that state officials are entitled to immunity
when conduct does not violate
established statutory or constitutional rights that a reasonable person would have known) .
59
See, *Connecticut Hosp. v. City of New London*, 129 F. Supp. 2d 123, (D. Conn. 2001) .
52
53

result in violations of the FHA and ADA. 60 Further to this, federal courts have enjoined state action that is
61
predicated on discriminatory local government decisions. It should be noted, that in the context of
62
deinstitutionalization for people with mental illness, the Eighth Circuit Court of Appeals held that
Congress did not intend for the FHA to contribute to the segregation of the mentally ill from
mainstream
society. 63 The court further recognized the legitimate and necessary role of the state in
licensing services
64
for the mentally ill. However, this recognition was construed within the context of the state's
legitimate interest to place mentally ill people in the least restrictive environment available.
65
In Florida, perhaps the most recognized case is that of Jeffrey O. v. City of Boca Raton. 66 An
ordinance
related to the location of treatment facilities promulgated by the City of Boca Raton, was held
to be
discriminatory to people in recovery for substance use disorders. 67 The court, found that the
city had

60

See e.g., Oxford House-C, 843 F. Supp. 1556, (Court held that city singled out plaintiffs for zoning enforcement and inspections, on the basis of disability, plaintiff demonstrated city was ignoring zoning violations from people without disabilities); Marbrunak v. City of Stow, OH., 947 F. 2d 43, (6th Cir. 1992) (Court held conditional use permit requiring health and safety protections was an onerous burden); U.S. v. City of Baltimore, MD, 845 F. Supp. 2d. 640 (D. Md. 2012) (Court held that conditional ordinance was overbroad and discriminatory); Children 's Alliance v. City of Bellevue, 950 F. Supp. 1491, (W.D. Wash. 1997) (Court held zoning scheme establishing classes of facilities was overbroad, and created an undue burden on a protected class); Oxford House-Evergreen, 769 F. Supp. 1329, (Court held that refusal to issue permit was based on opposition of neighbors, not on protection of health and safety as claimed); Potomac Group Home, Inc., 823 F. Supp. 1285, (Court held that county requirement for evaluation of program offered at facility at public board. At review board, decisions were based on nonprogrammatic factors, such as neighbor concerns. Further to this, the court held that the requirement to notify neighboring property and enumerated civic organizations violated the FHA). But see, U.S. v. Village of Palatine, !II, 37 F. 3d 1230, (7th Cir. 1994) (Court held village did not fail to make reasonable accommodation because plaintiff never applied for a special use permit); Association for Advancement, 876 F. Supp. 614, (Court dismissed argument that dispersal requirement protected governmental interest in preserving residential character of neighborhood) ; Oxford House, Inc. v. City of Virginia Beach, Va ., 825 F. Supp. 1251, (E.D. Va. 1993) (Court held that public appeal process to denial of permit was reasonable accommodation), City of St. Joseph v. Preferred Family Healthcare, Inc., 859 S.W.2d 723, 2 A.D.D. 1335 (Mo. Ct. App. W.D. 1993), reh'g or transfer denied, (July 27, 1993) and transfer denied, (Sept. 28, 1993) (Court upheld ordinance limiting the number of unrelated people living together, emphasizing ordinance applied equally to all).

61

See e.g., Larkin v. State of Mich. 883 F. Supp. 172, (E.D. Mich. 1994), judgment atf' d 89 F. 3 d 285, (6th Cir. 1996) (Court held there was no rational basis for denial of license on the basis of dispersal requirement, and local government's refusal to permit. The court did find, however, that the city was not a party to the law suit because the state statute did not mandate a variance); Arc of New Jersey, Inc., v. State of N.J. 950 F. Supp. 637, D.N.J. 1996) (Court held that municipal land use law, including conditional use, spacing and ceiling quotas violated FHA) . But see, Charter Tp. of Plymouth v. Department of Social Services, 503 N.W. 2d 449 (Mich. 1993) (Court held statute did not violate FHA because it did not prohibit

protected class from obtaining housing); *Familystyle of St. Paul, Inc.* 923 F. 2d 91, (Court upheld state and local action on the basis of deinstitutionalizing protected class) . But see, *North Shore-Chicago Rehabilitation Inc. v. Village of Skokie*, 827 F. Supp. 497, (N .D. Ill. 1993) (Court held that municipalities could not rely on the absence of a state licensing scheme to deny an occupancy permit); *Easter Seal Sac. of New Jersey, Inc. v. Township of North Bergen*, 798 F. Supp. 228 {D.N.J. 1992) (Court held that city denial of permit on the basis offaiiure to obtain state license was due to the city's discriminatory enforcement of zoning enforcement); *Ardmore, Inc. v. City of Akron, Ohio*, 1990 WL 385236 (N .D. Ohio 1990) (Court held granted a preliminary injunction against the enforcement of an ordinance requiring conditional use permit, even though it was applied to everyone, because Congress intended to protect the rights of disabled individuals to obtain housing).

62
See, *Olmstead v. L.C.*, 527 U.S. 581 (1999) (Court held that unjustified segregation of persons with disabilities constituted violation of the ADA); *Familystyle of St. Paul, Inc.* 923 F. 2d 91, 92.

63
Familystyle of St. Paul, Inc. 923 F. 2d 91, at 94.

64
Id.

65
The court noted that deinstitutionalization of mentally ill adults was of special concern to the state of Minnesota. Id, at 92.

66
511 F. Supp. 2d 1339, (Note, in this case, the City was held liable for the plaintiff's attorney fees of more than \$3 million) .

There are other sober homes in the state that have been litigated, and have included the imposition of damages for local governments. See also, *Tracey P. et. al. v. Sarasota County et. al.*, 8:05-cv-927-T-27EAJ, (M .D. Fla., 2007) (Settled for \$750,000) .

67
Specifically the court found that the language singled out recovering individuals who would be residing in a substance abuse treatment facility. id at 1349.

14

not demonstrated that there was no less discriminatory alternative means to further a legitimate

68
government interest. Further to this, the court held that the City did not establish a procedure for a reasonable accommodation to the zoning schema, which pursuant to both the FHA and ADA, it had an affirmative duty to do. 69

68

The court held that although the city had a legitimate interest in preservation of residential character, however, it did not demonstrate that there was a less discriminatory definition of family. Id at 1353.

69
Id. See supra note 26.

15

VII. Issues Related to Recovery Residences

To identify issues related to recovery residences, this section presents both a research review as well as

what was identified by members of the public.

At the outset, it should be noted that there is no Florida specific published and peer-reviewed research

that relates to the operation of recovery residences. However, there is a body of relevant research that

has been conducted, that is presented here. These studies are limited by various methodological weaknesses such as small sample sizes or low response rates. Since this report is not intended to

provide a methodological critique of all the relevant literature, readers are advised to consult the

original source material for more detailed discussions of the strengths or weaknesses of the various research designs. 70
Research Review

In an explanatory study, researchers studied 132 men from eleven recovery residences in Illinois. Initial interviews were conducted with individuals who had been a resident for at least two weeks, but no more than six weeks. Only forty-eight participants provided data at a second follow-up interview six months later. The following general trends were reported with regard to negative experiences by respondents:

- Around a third reported "personality conflicts."
- Approximately twenty percent reported a "lack of cooperation among members ."
- Almost thirteen percent reported "cramped living space."
- Almost thirteen percent reported "personal financial troubles."
- About ten percent reported an "overly structured/authoritarian setting."

Less than ten percent experienced an "unstructured and poorly governed setting." 71
Researchers interviewed sixty-four individuals from randomly selected houses in northern Illinois that were in proximity to a recovery residence. Half of the houses were directly next to a recovery residence, and the other half were one block away. They found that residents in almost seventy percent of houses next to recovery residence knew of the existence of it, compared to less than ten percent of people from the houses that were a block away. Qualitative data was collected from the twenty-five residents who knew of its existence. When asked if they had any concerns about its location in their neighborhood, the following responses were obtained:

- 72
- Twenty-one said no.

73

- Four said yes.

70

An epistemological deconstruction of the framework each researcher has used is, for the purposes of this report outside the scope of proviso. See e.g., I. Vasilachis de Gialdino, *Ontological and Epistemological Foundations of Qualitative Research*, 10, *Forum: Qualitative Social Research*, 2, (2009).

71
L. Jason, J. Ferrari, B. Smith, P. Marsh, P. Dvorchak, E. Groessler, M. Pechota, M. Curtin, P. Bishop, E. Kot, and B. Bowdin, *Explanatory Study of Male Recovering Substance Abusers Living in a Self-Help, Self-Governed Setting*, 24 *Journal of Mental Health Administration* (3), (1997), at 332-339.

72
Neighbors commented, for example: "Guys are friendly ."; "They just proved to be good neighbors."; "No trouble from them ."
L. Jason, K. Roberts, and B. Olson, *Attitudes Toward Recovery Homes and Residents: Does Proximity Make a Difference?* 33 *Journal of Community Psychology* (5), (2005), at 529-535. [hereinafter, Jason, Proximity (2005)]

73
Neighbors commented, for example: "Sometimes cars block my driveway, only when first opened, no problems now."; "Sometimes a lot of new faces."; "Louder, more people on street." Id.

16

When these residents were asked if they could see any benefits to having the residence in their

neighborhood, they provided the following responses:

74
• Seventeen responded yes.
•

Eight did not know of any benefits. 75

Researchers physically inspected eleven recovery residences for women and forty-four for men in 2002

in Virginia, Illinois, and Hawaii. An intoxicated or impaired person present was identified near 76 in less

than two percent of houses and a drug dealer was identified as "present" near less than four percent of

houses. The physical location of bars or pubs nearby occurred in less than a third of houses. 77

In 2008, researchers contacted ninety recovery residence landlords and solicited their participation in a

78
voluntary and anonymous survey. Responses were received from thirty landlords, including eighteen

who rented solely to recovery residences and twelve who rented to both, and other tenants. All landlords indicated that residents paid rent on time and kept the property in good physical condition

and that recovery residences appeared to be better maintained compared to others on their blocks.

Many of the surveyed landlords indicated that residents built positive relationships with neighbors and

those recovery residences had suitable furnishings and window coverings. Additionally, according to

landlords who were renting to recovery residences and other renters, excessive noise, rent payment,

landlord-tenant communication, and pet problems were less of a problem with them compared to other

renters. The most common negative themes mentioned wear and tear on the property and potential problems with the neighbors. 79

While not directly related to the question of the impact of a recovery residence, Taniguchi 80 concluded

in the context of a study of the location of alcohol and drug treatment facilities in Philadelphia, PA, that

the answer was at best equivocal.

These findings may not sit well with people looking for clear cut answers regarding the criminogenic impact of treatment facilities. At best, it is possible to say that treatment providers are not unilaterally bad neighbors and that in certain areas these facilities may be associated with lower crime in the surrounding areas. This must be balanced with the fact that these same facilities may, under certain circumstances, also be criminogenic.

Further research would be wise to investigate the dynamics that are underlying these 81

results.

74

Neighbors commented, for example: "Good lookouts, watch everything."; "Upkeep of outside is good."; "No drugs, no parties

going on."; "Take care of property well outside"; "My son plays basketball with guys out in their yard, keeps them out of

trouble."; "Glad to see it's being done to rehabilitate women, especially who have children."; "They keep up the yard better

than last owner." Id.

75

Id.

76

Near was defined as within half a mile. J. Ferrari, L. Jason, R. Blake, M. Davis, and B. Olson, "This is My Neighborhood":

Comparing United States and Australian Oxford House Neighborhoods, 31 Journal of Prevention & Intervention in the

Community, (1/2), (2006), at 41-49. [hereinafter, Jason, et. al., Neighborhood (2006)].

77

Id.

78

J. Ferrari, D. Aase, D. Mueller, and L. Jason, Landlords of Self-Governed Recovery Homes: An Initial Exploration of Attitudes,

Criminological and Motivational Issues, 41 Journal of Drug Treatment, Dec. (2000), 249-264

79 Id.

80

T. Taniguchi, and C. Salvatore, Exploring the Relationship Between Drug and Alcohol Treatment Facilities and Violent and Property Crime: A Socioeconomic Contingent Relationship, 25 Security Journal 2, (2012), 95-115.

81

Id, at 111.

17

In a 2010 article dealing with the applicability of the FHA to recovery residences, Gorman has noted that

the implementation of the sober living home model is inherently diverse, and as a result of this, is easily

82

abused by landlords. In addition to this, the article observes that a local government must balance

their response to public outrage at the siting of a residence, and proposed steps to limit the establishment of sober living facilities that do not violate the obligation to maintain adequate affordable

83

housing. Gorman observes that although much has been "fleshed out" in sober living home litigation,

84

however, many questions are still to be answered by judicial interpretation.

In a substantially similar California Bar Journal article, Gorman noted:

[S]ober living facilities typically involve two competing interests: (1) the interests of individuals recovering from addiction, often represented by landowners or organizations which provide addiction recovery services; versus (2) the interests of residents who seek to preserve the "family-friendly" character of their neighborhoods, often represented by city attorneys, county counsel or other public agency attorneys (or attorneys hired by citizen groups opposed to sober living facilities in their neighborhoods.) These disputes arise after a claimed sober living home is established in a single family residential neighborhood, bringing with it unfamiliar and seemingly unrelated faces living together, congregating on porches and front yards, or wandering nearby streets. Disturbances arise, eventually leading to phone calls to the police, complaints to the local officials, and ultimately demands [to] the city or county to intervene and shut down the sober living home. 85

In a 2010 report to the General Court of Massachusetts, in a Legislative requirement to study sober

houses in the Commonwealth, the Massachusetts Bureau of Substance Abuse Services (BSAS) noted that:

[The Bureau] is aware of the numerous complaints received regarding ADF Housing operators. These complaints have been lodged by residents of ADF Housing, neighbors and municipal officials. The nature of complaints range from nuisance complaints (noise) to more serious complaints regarding substandard housing conditions, alcohol and drug use on the property, and fatal and non-fatal overdoses of residents. Although BSAS has received frequent complaints about ADF Housing, the majority of complaints are in reference to only a few ADF homes relative to the number of homes that exist in the Commonwealth. In other words, there are many complaints about a few homes and no complaints about the vast majority of others. 86

BSAS also noted that it was not possible to comprehensively document or quantify the impact of recovery residences on residents, neighborhoods and local municipalities. This is for two reasons:

- Depending on the nature of the complaint, the avenue for resolution was with various local or state agencies; and

82

M. Gorman, A. Marinaccio, and C. Cardinale, Fair Housing for Sober Living : How the Fair Housing Act Addresses Recovery

Homes for Drug and Alcohol Addiction, 42 The Urban Lawyer 3, (Summer 2010), 607-614, at 608.

83

Id, at 614.

84

Id.

85

M. Gorman, A. Marinaccio, and C. Cardinale, Alcoholism, Drug Addiction, and the Right to Fair Housing: How the Fair Housing

Act Applies to Sober Living Homes, 33 The Public Law Journal 2 (Spring 2010) 13-20, at 16

Supra, note 10.

18

•

There is no central repository of substantiated complaints.

87

Further to this, it was concluded that it was unlikely a state law requiring registration, or tracking the

88

complaints for recovery residences would be permissible pursuant to the FHA.

Florida Public Comment

In public comment directed to the Department, through either email or website, many of the people

responding indicated clearly that there were concerns about recovery residences being sited in their

89

neighborhoods. From these comments, there were several themes of concern:

- The safety of residents;
- The safety of neighborhoods; and
- The lack of governmental oversight. 90

At public meetings, participants raised the following concerns:

•

Residents being evicted with little or no notice.

•

Drug testing might be a necessary part of compliance monitoring.

•

Unscrupulous landlords, including an alleged sexual offender who was running a woman's program.

•

Recovery residence owned by a bar owner and attached to the bar.

- Residents dying in recovery residences.

•

Lack of regulation and harm to neighborhoods

- Whether state agencies have the resources to enforce regulations and adequately regulate these homes.

•

Land use problems, and nuisance issues caused by visitors at recovery residences, including issues with trash, noise, fights, petty crimes, substandard maintenance, and parking.

•

Mismanagement of resident moneys or medication .

- Treatment providers that will refer people to any recovery residence.

•

Lack of security at recovery residences and abuse of residents.

- The need for background checks.
- The number of residents living in some recovery residences and the living conditions in these recovery residences.

•

Activities going on in recovery residences that require adherence to medical standards and that treatment services may be provided to clients in recovery residences. This included acupuncture and urine tests.

•

Houses being advertised as treatment facilities and marketed as the entry point for treatment rather than as a supportive service for individuals who are exiting treatment.

•

False advertising.

•

Medical tourism.

- The allegation that medical providers capable of ordering medical tests, and billing insurance companies were doing so unlawfully.

•

Lack of uniformity in standards.

a1

88

89

90

Id.

Id. Refer also to section VI of this report. See e.g., supra note, 54 .

As an illustration, see Appendix 5.

See, Appendix 1.

19

•

Alleged patient brokering, in violation of Florida Statute.

91

Concerns were also raised in written responses to the Department. Two cities in South Florida that were

well represented were Port St. Lucie and Delray Beach. According to the city of Port St. Lucie, regulation

or certification is needed to "ensure that operators of the facilities have the adequate training and

experience to provide the services which are needed to assist in the recovery process." They also

indicated that without regulation or certification "some of them will be nothing more than a boarding

house facility." 92

According to the city of Delray Beach, "we have seen far too many of these residents evicted at all

hours, subjected to abusive behavior and worse." The city indicate that recovery residences should be

required to demonstrate "compliance with life safety standards for the residences and have background

check requirements for the operators." They also raised the following concerns:

The lack of state oversight and regulation has made sober house tenants the target of unscrupulous landlords who prey on tenants/residents by 'flipping' the same

bed, insisting on several months' rent up front, and then evicting someone for rules violations, and re-renting the same room/bed. Some owners put "rule-breakers" out on

the curb, with no alternative housing, which often leads to an increase in homelessness and crime. Even worse is that there have been situations where the operator is a newly

recovered individual who begins using drugs/alcohol again and the whole house ends up in disarray. Further, some operators have criminal backgrounds as sexual offenders ... In

Delray Beach, we had a problem with women being sexually assaulted by the operator of the house that is supposed to be a safe haven. We also have a sober house attached,

owned, and operated by the same owner as the adjacent bar ... [1]n Delray Beach we

have had people die in sober houses due to lack of state oversight or regulation ... There seems to be a lot of insurance fraud occurring within these homes whereby they are

charging obscene amounts of money for simple procedures such as urine tests. This is simply another way that the operators abuse their tenants/patients and use this

vulnerable population to maximize profits. 93

91

See, Appendices 1 and 2.

See, Port St. Lucie Response, Appendix 3.

93

See, City of Delray Beach Response, Appendix 3.

92

20

VIII. Benefits of Recovery Residences

This section outlines the impact of recovery residences to the treatment of substance use disorders,

and neighborhoods.

94

As noted previously, there appears to be no Florida specific published and peer-reviewed research that

relates to recovery residences. However, there is a body of relevant research that has been conducted,

and presented here.

A common theme from the definition of recovery residences in other states, and the research, is that they do not provide substance abuse services on site. As such, this report examines the efficacy of recovery residences as a component of a continuum to support abstinence and recovery from substance use disorders. National research has demonstrated that a variety of psychosocial interventions and medications can effectively treat substance use disorders and reduce use. 95 Jason, Davis, and Ferrari collected baseline data on 897 people from 169 Oxford Houses. 96 They also collected three subsequent waves of data at four month intervals. Only 607 participants from the initial measurement wave remained in the study at wave four. Of this group, around fourteen percent reported having used either drugs or alcohol at the final assessment. The average number of days they used alcohol was less than four and the number of days they used other drugs was less than six. Self-efficacy for remaining abstinent from alcohol and other drugs and the percent of participants' social network members who were abstinent or in recovery increased significantly. Additional models controlling for a variety of factors found that length of residency in Oxford House was a significant

94

Note, the proviso directed the report to examine alcoholism, however, the Diagnostic and Statistical Manual, Fifth Edition (DSM-5) of the American Psychiatric Association classifies alcohol as a substance in the broader diagnostic cluster of substance related disorders. American Psychiatric Association, *Diagnostic and Statistical Manual of Mental Disorders*, (5th. Ed., 2013).

95

See e.g., R. Miller, and P. Wilbourne, *Mesa Grande: A Methodological Analysis of Clinical Trials of Treatments for Alcohol Use Disorders*, 97 *Addiction* (3), (2002) 265-277; A. McRae, A. Budney, and K. Brady, *Treatment of Marijuana Dependence: A Review of the Literature*, 24 *Journal of Substance Abuse Treatment*, (2003) 369-376; M. Prendergast, D. Podus, E. Chang, and D. Urada, *The Effectiveness of Drug Abuse Treatment: A Meta-Analysis of a Comparison Group Studies*, 67 *Drug and Alcohol Dependence*, (2002), 53-72; D. Lai, K. Cahill, Y. Qin, and J. Tang, *Motivational Interviewing for Smoking Cessation*, 1 *Cochrane Database of Systematic Reviews*, (2010); E. Whitlock, M. Polen, C. Green, T. Orleans, and J. Klein, *Behavioral Counseling Interventions in*

Primary Care to Reduce Risky/Harmful Alcohol Use by Adults: A Summary of the Evidence for the U.S. Preventive Services Task Force, 140 *Annals of Internal Medicine*(7), (2004), 557-568; L. Amato, S. Minozzi, M. Davoli, S. Vecchi, M. Ferri, and S. Mayet, *Psychosocial and Pharmacological Treatments Versus Pharmacological Treatments for Opioid Detoxification*, 4 *Cochrane Database of Systematic Reviews*, (2009); O. Mitchell, D. Wilson, and D. MacKenzie, *The Effectiveness of Incarceration-Based Drug Treatment on Criminal Behavior*, 11 *Campbell Systematic Review*, (2006); M. Ojmarh, D. Wilson, and D. MacKenzie, *Does Incarceration-Based Drug Treatment Reduce Recidivism? A Meta-Analytic Synthesis of the Research*, 3 *Journal of Experimental Criminology*, (2007). 353-375; M. Prendergast, D. Podus, J. Finney, L. Greenwell, and J. Roll, *Contingency Management for Treatment of Substance Use Disorders: A Meta-Analysis*, 101 *Addiction*, (2006), 1546-1560; J. Irvin, C. Bowers, M. Dunn, and M. Wang, *Efficacy of Relapse Prevention: A Meta-Analytic Review*, 67 *Journal of Consulting and Clinical Psychology* (4), (1999), 563-570; J. Hettema, J. Steele, and W. Miller, *Motivational Interviewing*, 1 *Annual Review of Clinical Psychology*, (2005), 91-111; N. Egli, M. Pina, P. Christensen, M. Aebi, and M. Killias, *Effects of Drug Substitution Programs on Offending Among Drug-Addicts*, 3 *Campbell Systematic Reviews*, (2009); R. Mattick, C. Breen, J. Kimber, and M. Davoli, *Methadone Maintenance Versus No Opioid Replacement Therapy for Opioid Dependence*. 2 *Cochrane Database of Systematic Reviews*, (2009); M.

Gossop, J. Marsden, D. Stewart, and T. Kidd, The National Treatment Outcome Research Study (NTORS): 4-5 Year Follow-Up Results, 98 Addiction, (2003). 291-303.

L. Jason, M. Davis, and J. Ferrari, The Need for Substance Abuse Aftercare: Longitudinal Analysis of Oxford House, 32 Addictive Behaviors (4), (2007), at 803-818.

96

21

predictor of abstinence and abstinence self-efficacy. Abstinence self-efficacy was a significant predictor of abstinence. It should be noted that less than a third of the sample remained in an Oxford House throughout the entire study. The remainder left by waves two, three, or four. Compared to participants who stayed in Oxford House across all four waves, individuals who left earlier had higher rates of any substance use over the last ninety days at wave four. This means that over eighty percent of those who left the house and were interviewed at the final wave remained consistently abstinent. 97

Outcomes Across Wave 1 Through 4

Wave3	Wave 1	Wave 2
% who used alcohol	15.7	10.5
or other drugs	9.7	10.1
Days consumed	5.0	7.7
alcohol	% who used alcohol	% who used other
Days used other	9.0	7.0
Drugs consumed	13.3	5.5
Days paid for work	49.8	50.5
Employment income	42.0	794.0
Total monthly income	981.8	80.7
Alcohol abstinence self-efficacy	80.4	79.3
Drug abstinence self-efficacy	81.1	80.4
% of social network abstinent	80.8	

abstinent/in

79.0

79.0

75.0

recovery for alcohol

use

% of social network

abstinent/in

94.0%

94.0%

90.%

recovery for drug

use

!IM

** p,::: 0.01, two-tailed, based on repeated measures analyses

Wave4

13.5

10.3

9.8

3.7**

5.6**

48.4**

941.9**

1133.7**

84.6**

84.6**

77.0**

93.0%**

In an Illinois study, researchers noted:

[T]hose in the Oxford Houses ... had significantly lower substance use (31.3% vs. 64.8%), significantly higher monthly income (\$989.40 vs. \$440.00), and significantly lower incarceration rates (3% vs. 9%). Oxford House participants, by month 24, earned roughly \$550 more per month than participants in the usual-care group. In a single year, the income difference for the entire Oxford House sample corresponds to approximately \$494,000 in additional production. In 2002, the state of Illinois spent an average of

97

98

Id.

Id.

22

\$23,812 per year to incarcerate each drug offender. The lower rate of incarceration among Oxford House versus usual-care participants at 24 months (3% vs . 9%) corresponds to an annual saving of roughly \$119,000 for Illinois. Together, the productivity and incarceration benefits yield an estimated \$613,000 in savings per year, or an average of \$8,173 per Oxford House member. 99

Barkman, Kaskutas, Room, Bryan, and Barrows presented findings from two outcome studies that specifically included social model programs . 100 Both of these studies were published as government reports. One report examined eighteen-month follow-up data on 198 social model program clients in San Diego and found that clients who used only the recovery home were the most likely to be abstaining at follow-up. The other study looked at outcomes among 1,826 clients at social model and nonsocial model residential programs in California. At the fifteen-month post-treatment follow-up, program graduates from both models reduced the number and frequency of substances used. There was also a relationship between length of stay in social model programs and reductions in substance abuse. For social model program stays of less than thirty days, there was a thirty-six percent reduction in substance abuse. For longer stays, there was a fifty-two percent reduction in post-treatment substance abuse. 101

A longitudinal analysis conducted with a national sample of recovering substance abusers living in Oxford Houses found that persons with psychiatric comorbid substance use disorders, compared to

Oxford houses found that persons with psychiatric comorbid substance use disorders, compared to those who do not have co-occurring mental illnesses, are not at higher risk for relapse when they reside in self-help residential settings like Oxford House. Furthermore, residents with high psychiatric severity reported decreased psychiatric outpatient treatment utilization over the course of the study.

102

Kaskutas, Ammon, and Weisner conducted a naturalistic, longitudinal comparison of outcomes for individuals in social model programs and clinical programs. Researchers obtained twelve-month follow-up data with 164 social model clients from two public detoxification programs and two public residential recovery homes and 558 clinical model clients from a mix of inpatient and outpatient programs. After controlling for demographics and baseline problem severity, social model program clients were less likely than clinical model clients to report alcohol and other drug problems at the oneyear follow-up. More specifically, fifty-seven percent of social model clients reported no alcohol problems, compared to forty-nine percent of clinical model clients, and fifty-nine percent of social model clients reported having no drug problems, compared to fifty-one percent of clinical model clients.

104

Data from a randomized controlled study was used to conduct a cost-benefit analysis. Economic cost measures were derived from length of stay at an Oxford House residence, and derived from selfreported measures of inpatient and outpatient treatment utilization . Economic benefit measures were

99

L. Jason, B. Olson, J., Ferrari, and A. Lo Sasso, Communal Housing Settings Enhance Substance Abuse Recovery, 96 American Journal of Public Health (10), (2006), at 1727-1729.

100

T. Berkman, L. Kaskutas, J. Room, K. Bryan, and D. Barrows, An Historical and Developmental Analysis of Socio/ Model Programs, 15 Journal of Substance Abuse Treatment (1), (1998), at 7-17.

101 Id.

102

J. Majer, L. Jason, C. North, J. Ferrari, N. Porter, B. Olson, M. Davis, D. Aase, and J. Molloy, A Longitudinal Analysis of Psychiatric Severity upon Outcomes Among Substance Abusers Residing in Self-Help Settings, 42 American Journal of Community Psychology, (2008), at 145-153.

103

L. Kaskutas, L. Ammon, and C. Weisner, A Naturalistic Comparison of Outcomes at Social and Clinical Model Substance Abuse Treatment Programs, 2 International Journal of Self Help and Self Care (2), (2003-2004), at 111-133.

104 Id.

23

derived from self-reported information on monthly income, days participating in illegal activities, alcohol and drug use, and incarceration. 105

While treatment costs were roughly \$3000 higher for the OH group, benefits differed substantially between groups. Relative to usual care, OH enrollees exhibited a mean net benefit of \$29,022 per person. The result suggests that the additional costs associated with OH treatment, roughly \$3000, are returned nearly tenfold in the form of reduced criminal activity, incarceration, and drug and alcohol use as well as increases in earning from employment... even under the most conservative assumption, we find a statistically significant and economically meaningful net benefit to Oxford House of \$17,800 per enrollee over two years. 106

Polcin, Korcha, Bond, and Galloway have undertaken comprehensive studies in California, focusing on Sacramento County and Berkley. In Berkley, fifty-five individuals entering four different sober living

107

These houses were different from freehomes, operated by a specific provider were reviewed. standing sober living houses because all clients are required to attend outpatient treatment in

order to
be admitted. However, residents can remain at these houses after they complete treatment for as long as they want as long as they follow the house rules. All participants were interviewed during their first week of entering the houses between January 2004 and July 2006. 108 Polcin et. al., used generalized estimating equations models in order to include all participants in their analyses even if they missed follow-up interviews. In the year before entering the program, the most common substances residents were dependent on were cocaine, alcohol, cannabis, heroin, and amphetamines. Residents entered the homes with relatively low average Alcohol Severity Index 109 scores that were generally maintained at follow-up time points. 110 According to the researchers, it is important to note that residents were able to retain their improvements even after leaving the residence. 111

As a result

-
-
-

of the review, Polcin et. al., found that:
Residents at six months were sixteen times more likely to report being abstinent.
Residents at twelve months were fifteen times more likely to report being abstinent.
Residents at eighteen months were six times more likely to report being abstinent. 112

In Sacramento County, 245 individuals entering sixteen sober living homes were reviewed. 113 Participants were recruited and interviewed during their first week of entering the houses between 105

A. Lo Sasso, E. Byro, L. Jason, J. Ferrari, and B. Olson, Benefits and Costs Associated with Mutual-Help Community-Based Recovery Homes: The Oxford House Model, 35 Evaluation and Program Planning (1). (2012), at 47-53. 106

Id.

107

Polcin et. al., 18 Month Outcomes (2010), at 352-366. They were interviewed again six-months, twelve-months, and eighteen-months, with follow-up rates of 86%, 76%, and 71%, respectively. 109

The Addiction Severity Index Ute (ASU) is a standardized, structured interview that assesses problem severity in six areas: medical, employment/ support, drug/alcohol, legal, family/social, and psychological. The ASU measures a 30-day period and provides composite scores between 0 and 1 for each problem area. Id. 110

0.07 (baseline), 0.06 (6 months), 0.5 (12 months), and 0.11 (18 months). The same pattern was observed for drug severity: 0.05 (baseline), 0.03 (6 months), 0.05 (12 months), and 0.11 (18 months). Id. 111

Among the residents contacted for follow up interviews seventy-one percent had left the residence at twelve months and eighty-six percent had left at eighteen months. Id. 112 Id.

10

24

114

January 2004 and July 2006. Among the total sample of 245, almost ninety percent participated in at

least one follow-up interview. Polcin et. al., used the same methodology as with the prior Berkley study.
In the year before entering the program, the most common substances residents were dependent on were methamphetamine and alcohol. Residents entered the homes with low average ASI alcohol scores that showed significant improvement at six months and then were generally maintained at subsequent follow-up time points. 115
There was a statistically significant decrease in the number of months they used drugs or alcohol, from about three out of the six months before entering the sober living houses to about one and a half months on average. Even among the almost eighty individuals who relapsed, there was a significant reduction in the intensity of substance use. The number of days of substance use during the month of heaviest use decreased from an average of twenty-three days at baseline to sixteen days at the sixmonth follow up.. Furthermore, there were significance improvements in the number of days worked, 116
the percent arrested, and the severity of psychiatric symptoms.

Impact on Surrounding Neighborhoods

The American Planning Association's 1997 Policy Guide on Community Residences reviewed more than fifty studies and concluded that community residences such as group homes and halfway houses do not have an effect on the value of neighboring properties. Reviews also note that community residences are often the best maintained homes on their block and that many neighbors were not even aware there was such a residence in the neighborhood. Other reviews have found no negative effects on neighborhood safety and that residents of group homes are much less likely to commit a crime of any sort than the average resident. 117
Community residences have no effect on neighborhood safety. A handful of studies have also looked at whether community residences compromise neighborhood safety. The most thorough study, conducted for the State of Illinois, concluded that the residents of group homes are much less likely to commit a crime of any sort than the average resident of Illinois. Community residences do not generate adverse impacts on the surrounding community. Other studies have found that group homes and halfway houses for persons with disabilities do not generate undue amounts of traffic, noise, parking demand, or any other adverse impacts. 118

Researchers reported that, knowledge of the existence of an Oxford House led to improved attitudes toward those in substance abuse recovery and self-run substance abuse recovery homes. They summarized the major findings as follows:

113

D. Polcin, R. Korcha, J. Bond, and G. Galloway, Sober Living Houses for Alcohol and Drug Dependence: 18 Month Outcomes, 38 Journal of Substance Abuse Treatment, (2010), at 356-365.

114

They were interviewed again at 6-months, 12-months, and 18-months, with follow-up rates of 72%, 71%, and 73%, respectively. Id.

115

0.16 (baseline), 0.10 (6 months), 0.10 (12 months), and 0.10 (18 months) . The same pattern was observed for drug severity :

0.08 (baseline), 0.05 (6 months), 0.06 (12 months), and 0.06 (18 months). Id.

116

D. Polcin, and D. Hendersen, A Clean and Sober Place to Live: Philosophy, Structure, and Purported Therapeutic Factors in Sober Living House, 40 Journal of Psychoactive Drugs (2), (2008), at 153-159.

117

See, www.planning.org/policy/guides/pdf/communityresidences.pdf, site accessed August 18, 2013. ns Id.

25

The study's major finding was that residents who lived next to an Oxford House versus those who lived a block away had significantly more positive attitudes concerning

the need to provide a supportive environment to those in recovery, the importance of allowing those in substance abuse recovery to live in residential neighborhoods, the need for recovery homes, and the willingness to have a self-run recovery home on their own block ... Another important finding was that there were no significant perceived differences in housing prices for those next to and those a block away from the Oxford Houses. In addition, among those interviewees who knew of the existence of the self-run recovery home, the values of their houses had actually increased over a mean of 3 years. These findings suggest that the presence of the Oxford Houses did not lead to

119
reduced values for houses in these communities.

In 2005, researchers surveyed individuals at an annual Oxford House World Convention. Greater than eighty percent of participants indicated that they thought living in the Oxford House increased their likelihood of involvement in their neighborhood. Respondents reported around eleven hours of community participation each month, in the following activities:

- Informing or advising agencies or local leaders
- Involvement in community anti-drug campaigns
- Working with youth
- Fundraising
- Attending community meetings
- Volunteering time with community organizations
- Attending public hearings and forums
- Speaking at political events

120
In a mixed-methods study of Oxford House residents, Jason et al., found that the overwhelming majority of current and alumni members agreed that residents provide support and companionship for each other and that Oxford Houses provide motivation and increase member's sense of responsibility.

121
Both alumni and current residents also reported a variety of formal and informal helping activities in their community outside of Oxford House. Both groups were also similarly likely to respond that they were involved in formal volunteer work in the community and also engaged in informal neighborhood helping such as cleanups ... In the current study, alumni and current residents both tended to spend considerable time each week in neighborhood-helping activities, suggesting that these habits may form earlier in recovery and continue once residents move on to another location. Results from the current study also suggest that alumni and current residents are engaging in processes of change, such as helping relationships (via mutual-help involvement) and social liberation (via ongoing advocacy and community involvement) that are outlined in

122
the transtheoretical model of change for addictive behaviors.

119

Jason, Proximity (2005), at 529-535.

L. Jason, D. Schober, and B. Olson, Community Involvement Among Residents of Second-Order Change Recovery Homes, 20

The Australian Community Psychologist (1), (2008), at 73-83.

121

Jason, et. al., Neighborhood (2006).

122

L. Jason, D. Aase, D. Mueller, and J. Ferrari, Current and Previous Residents of Self-Governed Recovery Homes: Characteristics

of Long-Term Recovery, 27 Alcoholism Treatment Quarterly (4), (2009), at 442-452.

120

26

Researchers compared crime rates, from 2005, within a two-block radius of forty-two Oxford Houses and forty-two control houses within the city limits of Portland, Oregon. There were no significant differences between Oxford Houses and control houses with regard to the amount of any of the

esteed
crimes - including assault, arson, burglary, larceny, robbery, homicide, and vehicle theft. 123
Researchers conducted in-depth qualitative interviews with neighbors living near one of the
Clean and
Sober Transitional Living houses in Fair Oaks, California. They found that:
Many of the neighbors also had a limited understanding of SLHs. In some cases,
they had no idea a SLH existed in the neighborhood; it seemed to them like any other
house. For those who were aware that there was a SLH in their neighborhood, there
was often a fairly vague notion of the population served and how the program
operated. Without information, some neighbors expressed fears that the residents
were mostly parolees or that they included sex offenders. They did not seem to be
aware that a minority (about 25%) of residents was referred from the criminal justice
system (i.e., jail or prison) and does not accept individuals convicted of sex offenses. 124
Neighbors who expressed concerns lived in the vicinity of six houses that were densely located
along a
two-block area in one complex. Some complaints related to noise and parking. Furthermore, a few
neighbors expressed fears about safety, the potential for an increase in crime, and declining
values of
houses in the neighborhood. However, when pressed by the interviewer, they had difficulty
providing

125
examples of these issues.
Concerns about houses appeared to center mostly on issues such as the size and higher density
of these
houses in one area, as well as related concerns about noise and traffic. Only a few mentioned
issues
related to resident behavior, such as offensive language and leaving cigarette butts in the
area. 126

123
J. Deaner, L. Jason, D. Aase, and D. Mueller, *The Relationship Between Neighborhood Criminal
Behavior and Oxford Houses*,
30 *Therapeutic Communities*(1), (2009), at 89-94.

124
D. Polcin, D. Henderson, K. Trocki, K. Evans, and F. Wittman, *Community Context of Sober Living
Houses*, 20 *Addiction
Research & Theory* (6), (2012), 490-491.

125

126

/d.

/d.

27

IX. Conclusions

This section discusses the feasibility, and consequence of action. As noted in section VI., of
this report,
the intersection of governmental housing action and the operation of the Fair Housing Amendment
Acts
(FHA) have resulted in litigation. This observation was made repeatedly during the collection of
information for this report. This is not a unique phenomenon to Florida, as it has been observed
by the
Connecticut Office of Legal Research, noting that:
Because people with substance abuse disorders are covered by the Americans with
Disabilities Act and the federal Fair Housing Act, state and local zoning and other
requirements meant to regulate them are subject to challenge. 127
In a 2010 report in response to Legislative requirement to study sober houses in the
Commonwealth,
the Massachusetts Bureau of Substance Abuse Services (BSAS) noted that:
The [FHA] limits the Commonwealth's and BSAS' authority to implement mandatory licensure,
regulation, registration or certification requirements directed specifically at ADF Housing
providers and residents. Federal courts have repeatedly rejected state and local efforts to
regulate ADF Housing. 128

In sum, the FHAA imposes a significant complication to local or state governments seeking to
impose licensure, regulatory, registration or certification requirements on ADF Housing. The
Commonwealth and BSAS would need to prove with reliable evidence or studies that any
proposed mandatory licensure, certification or registration requirement (1) benefits the
residents of ADF Housing, or responds to legitimate safety concerns in the community, (2) is
narrowly tailored, and (3) that a nondiscriminatory alternative means of achieving those goals
is

not available. 129

In public comment, a common thread running through what was presented was that there were bad actors that needed to be regulated or closed down. The following was presented to the Department, as it relates to potential action:

-

-

127

128

The Department is an appropriate agency to regulate and operate the licensure of recovery residences in the State of Florida. There are processes and procedures in place for the regulation of other similar uses of homes in residential neighborhoods and similar types of services being provided in the home setting environment. The fees for licensure and registrations could also be similar to fees currently being charged to other community residential homes. 130

The State of Florida cannot regulate a relationship between individuals who have a common interest in being sober, agree to live together and share rent . If this is truly the case, people should not be discriminated against for this. The cost of any license/registration fee should cover the cost of licensing/registering by DCF. 131

Supra, note 8.

Supra, note 10.

129

id.

130

See, Port St. Lucie Response, Appendix 3.

See, City of Delray Beach, Appendix 3.

131

28

-
-
-
-

A certificate of need equivalent for new substance abuse treatment providers was proposed. 132

That the Department licensed substance abuse providers should be restricted to referring clients to recovery residences that are not voluntarily certified. 133

Concern about whether state agencies have the resources to enforce regulations.

There needed to be a market driven solution instead of focusing on a governmental

134

solution, as has been done in other states.

In relation to the cost of any government action, an industry advocacy organization, the National

Association for Recovery Residences (NARR), of which the Florida Association for Recovery Residences is

a member, has observed:

Most recovery residences (particularly levels 1 & 2) are self-funded through resident contribution, but recovery residences with higher levels of support, such as a range of clinical services, often receive other forms of federal, state, and private support. RRs are historically self-funded, eventually become self-sustainable, and utilize community of volunteers. Start-up costs are typically covered by the housing provider, an Angel Investor, or a nonprofit. As a part of their recovery process, residents are expected to work, pay rent, and support the house. In some cases, residents may not be able to fully cover operational costs, so housing providers offer short-term scholarship beds and utilize other financial resources in the community. No RR could financially survive without the use of volunteer staff and peer's cultivating the culture of recovery in homes . Start-up costs of RRs vary across the 4 Levels of Support. Lower Levels of

Support, RR 1s and 2s, typically rent residential houses—a practice that avoids the capital cost of purchasing a property. The cost of capital improvements and fully furnishing a household to accommodate on average 10 residents is the largest start-up cost. Marketing, maintenance, and utilities are the largest operational expenses for the lower Levels of Support, RR 1s and 2s. Higher Levels of Support, RR 3s and 4s, have higher staffing and administrative expenses as well as higher initial capital outlays. In general, RRs are NOT very profitable. By the time someone is ready to embrace recovery, they have often lost the financial means to afford to live in an RR at any price. Plus, occupancy rates can be inconsistent, and operational costs can be high. It may take several years for an RR to recoup start-up costs and achieve a positive cash flow. As a result, a single financial challenge, like defining housing rights, can easily cause an RR to close. 135

The 2010 Massachusetts Bureau of Substance Abuse Services (BSAS) report is instructive to Florida.

Noting in relation to the impact of BSAS not licensing alcohol and drug free homes (ADF) in Massachusetts:

BSAS has determined that all complaints about ADF homes fall into specific categories and have existing avenues for resolution. For example:

132

See, Alan Stevens, Appendix 3.

See, FARR, Appendix 3.

134

Appendices (2013).

135

See, National Association of Recovery Residences . (2012) . A Primer on Recovery Residences : FAQs from the National

133

Association of Recovery Residences [www.narrowsonline.com/ NARR formation website/ Recovery](http://www.narrowsonline.com/NARRformationwebsite/Recovery%20Residence%20Primer%20%20Long.pdf)

29

-
-
-
-
-

All nuisance complaints (such as noise), disruptive behavior of residents, and drug use complaints are typically handled by the local police;

Complaints regarding occupancy and substandard living conditions are typically handled by municipal Building and Fire Departments;

Complaints regarding unlicensed substance treatment programs are typically handled by the [Mass.] Department of Public Health, specifically BSAS;

Complaints regarding unfair housing practices, including eviction practices, are typically handled in ... court; and

Complaints regarding unscrupulous ADF Housing operators are typically handled through the [Mass.] Attorney General's Consumer Protection Division within the Consumer Protection and Advocacy Bureau. 136

Until additional independent research is conducted on the outcomes from recovery residences, that is sufficient to conclude which organizational structure is effective, and under what circumstances, the Department is unable to determine the extent to which they contribute to addressing substance use treatment. Absent this determination recovery residences are an issue of community concern similar to other issues related to land use, neighborhood character and, economic impact.

136

Supra, note 10.

30

Response to Information
Request submitted by:
Alan S Johnson
Chief Assistant State Attorney

MYF 1FAM1 LI ES.cm.~

The Following Reports/Statistics have been requested:
Information Requested

1. Number of currently licensed facilities/programs in PBC, Broward County, and state-wide under each category of treatment.
2. Number of licenses suspended or revoked within the last 10 years
3. Number of licenses not renewed within the last 10 years
4. Number of licenses voluntarily surrendered within the last 10 years
5. Of those licenses voluntarily surrendered, Number of providers who have re-applied for licensure.
6. DCF staff dedicated specifically to licensing and oversight of currently active drug treatment providers in PBC, Broward, and statewide. Include staff dedicated to licensure, and staff dedicated to investigation.
7. Number of complaints received in the last 10 years (if possible, breakdown per year). Type of complaints investigated by DCF.
Type of complaints not investigated (e.g., referred to another agency)

Response

- 1 (a): Number of Providers By Region/Statewide
- 1 (b): Number of Providers for Treasure Coast, Palm Beach and Broward
- 1 (c): Licensed Components By Region/Statewide
- 1 (d): Licensed Components for Treasure Coast, Palm Beach and Broward
- 2 (a): Number of Licenses Revoked by FY 09/10 - FY 16/17
- 2 (b) : Number of Licenses Revoked by Region
Current Data system does not capture requested information

Page#

2
2

3
4

5

5

N/A

4 (a): Number of Licenses voluntarily
surrendered by FY 09/10 - FY 16/17

6

4 (b): Number of Licenses voluntarily
surrendered by Region

6

N/A

Current Data system does not capture
requested information

6 (a): DCF staff dedicated specifically to
licensing and oversight of currently
active drug treatment providers by
Region.

6 (b): DCF staff dedicated specifically to
licensing and oversight of currently
active drug treatment providers for
PBC and Broward

7 (a) - Statewide Number of complaints
received in the last 10 years by FY
10/11- FY 16/17

7 (b) - Type of complaints investigated
by DCF

7 (c) - Type of complaints not
investigated (e.g., referred to
another agency)

7

7

8

8

8

Information Request: Sober Homes Task Force

11Page

Response: 1 (a)
Number of Providers by Region as of 8/31/2016*

...

Northwest
Northeast
Central
Sun Coast
Southern
Southeast

REGiON

.. ·--

..

, . . .

(

50

108

138

150

115

370

••: .

••

)

TOTAL

931

Response: 1 (b)

Number of Providers for Treasure Coast, Palm Beach and Broward as of 8/31/2016*

Palm Beach

Broward

Treasure Coast

TOTAL

206

~

115

49

321

Information Request: Sober Homes Task Force

21Page

Response: 1 (c)

Number of Licenses per Component by Region as of August 31, 2016*

, . ~ 6~i~c~f.A1>0~Nr . •• N~itta~e~s:r . 'NQRr~w1 . ~~~tltAt :, sliN,~o~:• ~ .sPlJ.+~~'"

souT~A\$T

. - ~ ~ : ~, . . • - , ;

. - . - : '

•~.~IQ~.

~C\$~PN . . RE.G,SON •....~ ~r&lQ.N

. 6~1-Q~ .•••

•, "E~IQN~•-. ---

Addictions Receiving

Facility

Aftercare

Day or Night Treatment

Day or Night Treatment

with Community

Housing

Intensive Inpatient

Treatment

Intensive Outpatient

Treatment

Intervention - Case

Management

6

30

4

2

19

11

5

49

21

18

26

46
(15GJ

20
209
237

1

6

3

7

8

(128)

153

0

2

4

1

1

21

29

22

35

53

42

45

305

502

5

28

0

51

23

29

2

9

12

0

118

11

33

23

205

1

24

5

41

2

Intervention -TASC

4

Level 1 Prevention

32

21

0

49

2

65

Level 2 Prevention

13

Intervention - EAP

Intervention - General

Medication And

Methadone

Maintenance Treatment

Outpatient

Detoxification

Outpatient Methadone

Detoxification

Outpatient Treatment

0

21

10

1

2

26

45

30

34

248

32

42

12

23

18

11

109

6

7

11

12

3

7

46

2

5

3

3

10

50

73

4

3

5

0

0

12

166

164

151

8

13

0

354

35

23

Residential - Level 1

2

Residential - Level 2

23

20
29
22
17
Residential - Level 3
1
Residential - Level 4
2
4
0
4
3
8
7
0
3
7
8
2
7
7
9
11
0
0
0
1
Residential
Detoxification
Residential Methadone
Detoxification
Satellite Maintenance Medication And
Methadone
Maintenance Treatment
-
28
7
0
118
8
Residential - Level 5
r<rrA.~ _:
56
1009
66
124

34

20

34

3

6

7

(42 }

14

8

40

89

0

0

0

3

3

0

3

0

0

4

60

*Source: SALIS

Information Request: Sober Homes Task Force

3IPage

Response:1(d)

Number of Licenses per Component for Treasure Coast, Palm Beach and Broward as of August 31, 2016*. ,

.-

\$~RV1~E COMPONENT

-.

PALM B•EACH. -COUNT\ '

,

.

-

• , _ ••

~

• , , •

.

' _

Intervention - EAP

0
7

0

0

Intervention - General

7

9

Intervention - TASC

1

1

1

Level 1 Prevention

9

14

Level 2 Prevention

Medication And Methadone Maintenance
Treatment

Outpatient Detoxification

3

11

3

5

1

3

3

13

Outpatient Methadone Detoxification

26

0

Outpatient Treatment

178

103

Residential - Level 1

25

5

Residential - Level 2

7

Residential - Level 3

3

Residential - Level 4

3

12

3

1

Residential - Level 5

25

25

14

Residential Detoxification

Residential Methadone Detoxification

2

1

Satellite Maintenance - Medication And
Methadone Maintenance Treatment

0

0

0

9

11

3

70

5

4

0

3

3

6

0

0

*Source: SALIS

Information Request: Sober Homes Task Force

41Page

Response: 2 (a)

#Licenses Revoked by FY 09/10- FY 16/17

License Revoked

FY09-10

6

FY 10-11

FY 12-13

5

0

0

FY 13-14

6

FY 14-15
FY 15-16

0
0

FY 16-17

1

FY 11-12

TOTAL

18

*Source: SALIS

Response: 2 (b)
of Licenses Revoked by Region

FY 09-10

FY 10-11

FY 11-12

FY 12-13

FY 13-14

FY 14-15

FY 15-16

FY 16-17

Northwest
{Circuits 1, 2, 14)

0

0

0

0

0

0

0

0

Northeast {Circuits
3, 4, 7, 8)

4

0

0

0

2

0

0

1

Central {Circuits 5,
9, 10, 18)

2

5

0

0

0

0

0

0

SunCoast {Circuits
6,12, 13, 20)

0

0

0

0

4

0

0

0

Southeast {Circuits
15, 17, 19)

0

0

0

0

0

0

0

Southern {Circuits
11, 16)

0

0

0

0

0
0
0
0
6
18
5
0
0
6
0
0
1

REGION
SUBTOTALS
TOTAL
*Source: SALIS

Response: 3- N/A
Number of licenses not renewed within the last 10 years-Current Data system does not capture requested information

Information Request: Sober Homes Task Force

SI

Page

Response: 4 (a)
Number of Licenses Voluntarily Surrendered by FY 10/11- FY 16/17
License Voluntarily Surrendered**
FY 10-11

48

FY.11-12

50

FY 12-13

78

FY 13-14

91

FY 14-15

154

FY 15-16

147

FY 16-17

16

584

TOTAL

*Source: SALIS

Response: 4 (b)

Number of Licenses Voluntarily Surrendered by Region

FY 1011

FY 1112

FY1213

FY 1314

FY 1415

FY 1516

FY 1617

Northwest

(Circuits 1, 2, 14)

6

6

13

18

35

24

0

Northeast

(Circuits 3, 4, 7, 8)

7

25

21

38

53

63

5

Central

(Circuits 5, 9, 10, 18)

4

1

5

2

7

2

0

SunCoast
(Circuits 6, 12, 13, 20)

4

6

28

27

46

38

6

Southeast
(Circuits 15, 17, 19)

27

10

10

6

13

9

s

Southern
(Circuits 11, 16)

0

2

1

0

0

11

0

I

48

50

78

91

154

147

16

REGION

Total
*Source : SALIS

I

Response: 5- N/A
Of those licenses voluntarily surrendered, # of providers who have re-applied for licensure.
Database does

not capture this data

Information Request: Sober Homes Task Force

6jP a ge

Response: 6 (a)
DCF staff dedicated specifically to licensing and oversight of currently active drug treatment providers by Region.
Office of Substance Abuse and Mental Health Licensing staff. All Licensing staff are involved in licensing and related activities, as well as involved in conducting and reporting on licensure inspections.

l!llllJ.llllll!Wlll!ll!l!l

***No Specific Staff identified for Investigations

Response: 6 (b)
DCF staff dedicated specifically to licensing and oversight of currently active drug treatment providers for PBC and Broward
Nine (9) Licensing Staff Identified in Palm Beach and Broward are involved in licensing and related activities, as well as involved in conducting and reporting on licensure inspections.

Southeast Region
(Palm Beach County, Broward County, Indian River, Martin, Okeechobee & St. Lucie Counties)

Valerie Allen
Sarah Liccardi
Sha la Brown
Christine Saretto

Alexandra Cadet
Carol Edlund
Max Elhamad

Substance Abuse Coordinator

Substance Abuse
Substance Abuse
Substance Abuse
Substance Abuse

Licensin
Licensin
Licensin
Licensin

Substance Abuse Licensin

Information Request: Sober Homes Task Force

71Page

Response: 7 (a)
Statewide Number of complaints received in the last 10 years by FY 10/11 - FY 16/17
FY 10-11

60

FY 11-12

34

FY 12-13

22
15

FY 13-14
FY 14-15

21

FY 15-16

22
TOTAL

174

*Source: SALIS

Response: 7 (b)
Type of complaints investigated by DCF

-
-
-
-

Dissatisfaction with Treatment
 Dissatisfaction with Treatment Cost
 Non-Compliant with Licensure Standards
 Client Rights Violations

-

Food

-
-

Sanitation, Health and Safety

-

Sexual Abuse

-

Verbal I Emotional Abuse

-

Physical Abuse

-

Inappropriate Behavior Between Clients
 Misrepresentation Regarding Service Provided

Response: 7 (c)
 Type of complaints not investigated (e.g., referred to another agency)
 Each complaint that is received is reviewed to determine issues related to 650-30 F.A.C. substance licensing standards. In the event that there are issues unrelated to 65D-30 F.A.C. substance licensing standards, they are advised to contact the appropriate agency to address the identified concern.

Information Request: Sober Homes Task Force

B1 Page

Erroneous/misleading Google Map Business Listing 1

.1.

What is happening

: USM se~rtl'le~

kit

1' tlr5 Rellall 5e-artle

... ~

."

,f "'

~~~i~ .~tj~\_ ~~- . ). .:~ --

:

''

~~~~:;--

R'1""

:. J

P~111Jb9

I.

s.:.ol>.•rk

~~~' . '~-.~.'i;~

'!Jl

...1 -:., ...6l ,.

-

.. '

. ,. .'

''

-l {-.,,

~mt

i.lle,,tly ml&gt;t-ed to l Qf 5•  
wstomers of "Middle Man"

~

(Xi; /&gt;.trrh• 'm Trnl!l"lont Pmgr.qm

'. 2101 Ami: a .1111 the SW • 42-'.'}!l) H16-627:i

/

'.'!fJHfl :?4 luur-;

,

Drug & Alcohol Ab!JSe Treatrnt Seattle  
i review:-. • DrLg Add::;J on 'r;;a~menl Ceotf.'"  
0011 Gr-eerWl(•OO Avf.H&gt;I

----,....-rr-Orug

v!NllS &lt;11 I •Jl.1 A.Ir'

(

•

I!' ..

-~'  
jl ..  
.  
&amp;lfa&lt;

\*  
(J!0(~)4~·2--701

J),  
.  
,  
,  
r;f;:::-J'~·~I~·

.  
·4  
-'

Rehab Seattle

--·.B-441 ?11-, ]71)  
o)l)l'!n 2-'l h'.ltir&lt;&gt;

:':  
:":  
' ')

~  
IN·!h·;ilr:,

-----  
— '  
-----~::~:-----

::: More places.  
/",,,,,,

Schtck Shade! Hospital: Alcohol & Drug Rehabilitation in Seatt ..  
w.~wsrhic:k~;idel

Church a.f Si:ientoklgy owned  
Pseudc,.Rllhab  
P.Mients halle DIED while enrolled

N.oi ~I\ a rehab facility.  
It's a referrlll lcrvi cci.

Legilimatc Rehab Facility

Michlgall

.....-----  
:~,::; rl)IJl&lt;'.'\Y~ [lrl;g Mclctior Trcmrn.~nt C.ontcr

Calif.ornl.a



•J&amp;.l!llU

""""

•.t1D:..!C"f"GN

~l!f~:: o;

\l\''llt&gt;Stt!!

legitimate lleh;ib facillty  
Southern

••

/Ji•

/

•v

\~)

NAR~ON'

''

('~II~

• • •11; •\\\'

:

,

f.

,;i:-...,,fl,.

Schick Shade! Hospttal

,

'i

,

@

r•c•

l

~

+ •

••~~:

,~,'•

~

~

Cil!ls go to "Meddle Man•

'J/

,•'!fl'

AX I'S efr'

n ::,,...

•~'l;Jf'

• • •"'''

-• -• -•• ..~

--

.l

....." ' "

t(,.

/.

:\

'.

~.'intHid{jt''.

'~u'"'~--  
~,,f;lelt1, ..'s••A

cf;''•{~

.

••;••

.

• .~'  
• ,S111tn  
••. . ' ;;" 1 &lt;•. f. . )  
'- '&lt;(\,f {ir4~

~

com!•

1"hl t ;J.t:oi111rt!l tt.ti• o!:J.:ubi::Jtm!;,1: . '1,.fr1.! iM.11t" "1,.L~tr t't:fd lr~~;11J ..  
ultrnJ.lott.:j~1&amp;l L\*' 'i:.f:trt." .t'JI t.Rklrt:1.i.~ d'l'.r •'u~tt•'.&gt;liil! ~wlkr tn tt  
~f.~&lt;r"f'a.t nr.tPrnr \_'Ii;~.~ ~. .I::: rr-mi-: :•• Nrrrt"! 'i,...~:~:~. ~rlmanv  
nrlii!r:t:.  
1

Source: "Scientology Seeks Captive Converts Via Google Maps, Drug Rehab Centers~ June 27, 2016,  
(<http://krebsonsecurity.com/2016/06/scientology-seeks-captive-converts-via-google-maps-drug-rehab-centers/>)

Shad~/ 11!el!)al

CaH C@ntf!f  
Kal.amazoo, Ml.  
Nol Licensed, violating HIMA

Erron,eous/misleading Google Map Business Listing 2  
.....

ex&lt;~  
...

-;• .....';..\_'.'.....~ ;

1-::,. .:r..

J\$~Onvillo

t!lJ

-- -'~ ..... -.- -' \_ ,\_... . --. '..

II

6 " " " " " "

t!11??~  
~A:••"';-~: ••~:  
1,;,••1,""I'• ..  
:,; • :• ~-~  
OtVQ ~l&gt;. ln\$UffW&gt;CO Acocpltl(1, C4111 TOd;'ly  
-.'lgt'61o;&gt;.~1111b •  
.\r'IOrru;M~T'r~ntfJ\jy- ~~ifet~ \'. J\rr"~ J 11\1x-.:r.l:l&lt;'~  
•~~'.l'f.:ntd!.rfl~~  
.....  
l•.(M'!'!.~1"t\1t  
~'  
r-.....,\_  
~f~; n  
Wt"}C-RY;I~~  
.....b.  
Drug ReMb Holline • Addlellon10Sob001y.oom  
I'!;) -• ~.&lt;'&lt;'""'o'1&gt;a..  
Al:l&lt;Jdr..f'I~~~~ ('..;ld;{4if.Jtr~~..... ~(J,~~•  
~l':'lt10,,,,..-f~.;J,'&lt;!1'li!W'i  
•\_\_\_\_;\_~  
~.,  
~~~St!!:~  
CAWt-.;,it!AJ/~t-kn,_r.f.
..... ~~....-_... ,.____ r J:c:~,.....,__, ,., c-... cf..1""'.:..;.-
l:!'l!lktit!lal'.o'm~
Ar.111~"'"'":Jl~~ho-•l
~-- -.
["la-~~~*
Ji>C;k\$1Jnville Rthilb Getll3r - Privals Oo&llnolion Doloii. F~ility
~ -"~""""' .: f!oMl?1949~~
~
i~{\ 1.~ (4.IT~•po~~
!Is.~~~/
r.-JNi
t~~. ~:..V-t'..,-.t 2•H~~0.11.t"..!f~
:o
(:)'t ~
~ ~ J11r <+•0 i 11+' <+•X•11C

.....<,0.1:11c <,x~11c ,

w~ "°~'-" , ~, 1.-.,.,.,.~~·-"t-

J~_ckspnf!ffe.

Inpatient Addlcllon Rehab - Located M\ New l-lampshra

till--~,,.,.,.,.-m,.111~·

Pi'"""!·>!"JO'

:On.lu .!,. / .,>.:.:J?.oi.

T,.,.,.~

;"'i,'1]

!..;•, _,,.~!~.fi: !_:J

I'!

Jack~lk! ·

-:~.~~··

F·::iit ".tlUit1'-. .

•!J~·

l"~~~ W'tJn:;.>Jr~ .:~...~;...~

r-:~?.,.

(i~.:~:~

!'.'19

.... ~\o.;tfli'l

"

•m.

'.._..

-;lo.fill~;~-;,

—'
JO'?ii'

. :•

.f

.

'~

".

~ · · f!(' ,tnr t··

t:~!

"

!:-~4Jt r'.t>,~illCO

I

••r~

@

Of

At ant ·~ =•i!>:~h·

::if;
I nklwl~-WHMllh
.\ . , -~.t!iftHn:~i
a.'£~;; .
0
.Nr~llm• °"M.h
. ,;1!':e~fllr
. Q;t\$ee~h•~ct~ry
j~
" .;:
~
.Uf
Li:ikovlew Hr::ilth
~. _; ; *'~id
126; . ,\i:clct ;:n irotllmn1: Ccntc
1 ~-If :n Cr,rp.;tf!lP. f>;~ IJAf!! Mlv:1
(fit'•:-> I flA• ffl1t;'
~::~~.-"()
'1:§:1
G>
4>
'1; ;!3s:tf"
mRf.c• KlflS
~
~
Opoo 2t. he-um
Bead",es Recovery
:;.c *

~w; . .-'cdctrn Trealme.1:
j!'!C 16lh Av., S . :s65) 274-9281
C:en!E"
C.lpm 2t h.:~urs
- - - -i-i>;-
Dru~
Rehab Treatment Jacksonville
3 li! 'ti-~ • Ci.1.,; A•c uk:\:c;" Trnotlrmn1 Cln1,;1
[£!0'111:,6"! J970

.:li;t111

2•'. 111,;•urs

r,• ore

;:i l~cer.

VA.11~~

ii.

rnm.t.:

E.:t•~

~.

WEE Sic

Erroneous/misleading Google Map Business Listing 2

--".-----•• -----~-----••••• • -- - .

-

-- ...••••• ••••• -••••• •-----•-----•

- ••••• - - - - -••••• •- 1

-----• •----- ----- •---~- -•-

I

I

DRUG REHAB TREATMENT JACKSONVILLE

H:- ••

• -" ' ' ••

••,-"t.~ L-~(:

' l'C'.:iT" •-~-

--.O,; ••••••

I

---.....,1

Call Us Now 904-•567-3970

I

I

i

l

I

t.;-rni:i : ... ~t'IM'\~'r'

Gat&way Community Services Drug

Addiction Treatment Call

904-567-3970 For Help Now

:here are In faC1 many Gate"B)I t:cmmu111'/ ::!ervlc e& DrL'J r,d:t;tlon Treatment tlla: c3n

b~

'ould ilo over the ell)'. ThHi::k I:; ti!k no Ill: llrn1:: ;rd rr-:icilKhir:i ~•ll~t Is

uviflrolc. Fl;;tllrll

•:in ;idrli:tior a&t;r &t;omnti 'TIC. l&t;.i :. filfir.nr, or roggfn Ir'&t; i mport~nl

l&t;&t; " Tlltrrd l~'r" ., wit It ~

lf rlic.:Ht~

''' C.fuit:• rlulll~ ' Y yk ~• lff~i I) liuw"•f.f", ff1:>ol pr.up!..slluy;,!illg wllh ..
:~i<;tkxl

Jllt(1 ~-,~n k~ Ow t•lh~~ Jr.t tih::tP

Thr !)o<;,1

m,9 ui ~c !lr.fo'f? oul"rnitt1•0 '/(II. io ~!kin;i tn "pti~ti:.n 10-rlgum nu! the hc~t

:c11111~91 t~i rtt ~1 ee:d:.\ tu LI~ •~~t:tl Flh~

;it~ Ch~\

yllu ... ll hw.,,, :u 8" "' I~

ir 1: : II b~

~m ir~;.101;.em

no~ 1 .ltell ~ 1l;,l>ll"

t:r imolltpntiel11 culii-.g_, L:ht:1lce.;;

r.. "111~. AU lh•• b•!l! delo•ifu::2tiOl"1 fl11lOlhu(!S

In t~e ccun!l'/cen ne f~mci with " lt'><!~ '; rnttles. l~l''jQaf ts to maKf eure)'t1U fwd
ew~yt:>

obi 3•n•ni: a c ean an~ stJrer lifeslfle.

ARllCLt Of IHftRISl

Hl'l•hf

~.\)jlJ'

[•OI"•

T1~.-rtnl

- National call center
- Not associated with Gateway Community Services
- Not located in Jacksonville
- Refers callers to other unknown centers

Erroneous/Misleading Google Listing

•-1

!

Gor.,gle

II

gcsnold rohel>

GC1!lll1dd Inc• Goimolc:t ~ C:it~umet in CatiiumP-t. M11ss::i<;h1J~rts ...

''''m"1-l!>!!llt1H ltAA'i'1!Jr~.... rt;m'l... l11A,'C ... Mld-IO~ •

L.,...i> furG,,...nld Ire• Gou10111 •I i:::hl.in<l •l 114Uli,..\Jo:l:l! 11'::ohlun1 ...
~1-••l''

!r~sin!F"dt.b:imb •..

Jr&l'tnls!lti;arohu

nOr.dJ!Tl'C~

fdatt::!atiiu:w.ht.

ARG:Gosnolct on Cape Cod• Drug & Alcohol Rellab

1.,,,..... .ildd:cUc1nscuoi:.e11-11Je. ~"l•b~rlWi10!lnold h1111

l'?'!.,.-..&;:rdng ehcm :ol D<>!>>odo.,:y Roh.lb .• •.a..ookf
lr<:;lrn<:nl i. ba:i<>;l <n ,_.,. t>.-ilcl t- ;.t chom ..:01
6:~cndt!rc.~· ls: il (! , ~\Y.oe •hr:t 1~ N.l"M':• ~ l!!rct.{11" ~I _.

• National call center

- Not associated with Gosnold
- Refers callers to other

GOMDld en Gape Cod ReviaWfi, [;m;t, Gnmplltint& - Rehab RaviBMi

unknown centers ' "

hltps:l/n!~.at...,.lc!...., .ccm l Ro-...,b R""'w•' M'd•ran!!" Re~orl>s •
r:;,~ ~. 7:"11.t - RM~ mtnw :llUl.t ~11 srwr. "m.Q17M"11 ~It~· :11 "ti
i;rtttrrr.d::ln!'!nt•.11t CiiMr.:olt! <;r Cltpi:i
\.f):)r;.;HJf"!'"JllsJUJlrA'WiA1lt.

Gosn!lfd lne - Cataumet - Drug RP.hnb Centers in
Wl.'!/I A!'lrid'Rd.r..ltJl!!!?Qr.tn~tam.'glJA"°'d-n~-gml!-Dld-Rl-rsrtRLnUal.hlrr.I ...
Suu~J~,.:Mt trt ltt! 1~l.:Jlt.li'~ tif '.U t~istr- t.:Lultin cl u~ ~CW !nt1•:!. 'LI lt:n:
1:~t111 t:~r,m~ld
lf31UPtjr,l'Jl.l i!11li'li>:\.H1 ts ~ ~

:wi'iiti.d dh•;~v;B1, wJ;;K.ijuu ...

ACldlct100 doctor leaves Gosnold treatment orgrmlZatlon
lËr,.,.,.e>'ro:llime>.COi"l'Br1ldQ°2'=~ ~112~, 'NE\'rC.'3" 1240340 ..
N'I:••, 2... ~O ! ~ ... !M't N:i;
Go-snoJd <i:"I C:?pe Ced, lr.t-- b~ ~ ~ Mdct:on lrc:~crt ... ~:
h.Jd l;~ l;~; •.2 dol0K [ti:~tt)~ t~fol°':" ~iCCh;t :ricjm:~.h.
_____,.....-

Jlt "'

---d Coun~ling Center - Brockton, MA i Rehab.com

(
;
!
'"--;.

lif..ps:Nwww.re.,21b.co:-n

~ PA~JStJl•n. ..

)""\ . ~.

Dro-cMt.tr ...

C~Al'".CJd C:c.a..lËM1ln~ CRr.IJn r~ 11pr•111JR 1'.l:hAb k't-!A")'ll! In S•n~rnn,
Ulu.sanl'h.»Rltrt. CO'.llrw:ild

ca.r....srn C:•ntor•P""'•ln• lnm• :m•!n'.•n: '' mrrr...- ~••!~_.....-

Pa~gesM!111bu

&1J

~cld oo C:ip<; CQd I!; il i:-rlv.:itnrdl::b Joc,xcd

in F<tlmou!h; M15Sac!lusetts.

".:••

~1_,,_... ;.: '-;· ·~ 't':.·.,

Misleading Google Listing & Possible Accreditation Misrepresentation

Go' '9 le

rJ wi•

-

,..1.....":-4

ht~tt"•

~;.1•1111:01~1

~~~:;-----

lnpaiil!lli  
rl:!)

'·ti: '~

...--:..\_,.

..

—

~emv~!ry Cen~er - BP.St Discreet Drug

w.irl...~trr-01-lrtt11trnlnk:111111111.ni;..

•

Frl'FiT• li'u.:rn:. !"lrtlllllnlmnflt

NorthBa)' e

. 'el!mei  
nl'.lrthbl(ffl!COVBIYC•Mar.:ximi•

~h: 1:- 1..,. A NlpMll

-...

~---

-----

•-" II

n(lrth b!f&gt;' 11X'O'w"1"/ ~nw

A.11

.....~-

:.,

:-;.~~: ·. ~:•1.·

& Alcohol Reh ab

.-.

.....

E!

!;

"

...-....., :... 'I

jU.'1 11J::2~\li)i

/

~

"'\_

.....~.....

:1" '1

~

-.").

...

t ") ,.,

w

{

~. HDIH TmtmtMProtW•

Dttolf.

,,.

&llfi 6\* s~s

"'4"

., . "'•4~r.4~

uncurlytthab IMtMfttfOn Flldltlas WhalWtfmQt .. 0

F.-..S.f'.-ttmH""I 0,~k&gt;r'°'

Our S:aff ! Drug Re-Nib I AlcDllol Rel'IBb I Noll  
northb•ft"8'GlllYIJ'l'R"~r.;;iorni0Jb::tll-ntl-etrr"l!~o.lr-'Uf  
T~ &gt; P'°'""~n• ; \*11.:r. rj00h

•" r;

eay ~ C.rtl&lt;r ...

=

•

:&gt;Jo4:,,;~ui •tJ d«u~.tit-111 .

North Bay Recxwer' / Cen!er Re,,.lews, Ra!Jngs  
.....h•b~. oonil !st•no•lnort!&gt;-b.,.reow ry-cenl•r-:it•  
\*\*\* ~\* =t::fa~ •UI 2 "!'1J~--;;  
w•iJ W.- ~ ...lio'!" ,. .,; lw.;i: \_ , t:t Mbrl:l1 P..., Rtlcu.....,•y

~d

RV;11!:...U.Jlt.

North Bay RG~ry Cen:or I Fa0&amp;bo-ok

h:l~.: ~.,.,.,.,.'l&gt;Ceta:X. c~m, Fl1•l:t&gt;», e•r&gt;A»l~•l,C•llanl;;  
i.~\* .. T'T •?~1J?~ 4.'." • 1:1 1.~s.,

• "Placement

Service"

- Refers callers to centers

866-858-4949  
wr lwaistanclJ AvellebllJ

OR

- Do not appear to be listed with GARF or NAATP

••-.....,

Recent Media Coverage of Unethical Practices in Addiction Treatment

BUZZFEED, MAR 2016

In South Florida's Delray Beach, home to hundreds of rehab facilities and halfway houses, scams abound to profit off of addicts and their insurance policies.

[https://www.buzzfeed.com/catferguson/addiction-marketplace?utm\\_term=.rqp3o85ZP9#.rv28yBgvmM](https://www.buzzfeed.com/catferguson/addiction-marketplace?utm_term=.rqp3o85ZP9#.rv28yBgvmM)

PALM BEACH POST series • INSIDE THE GOLD RUSH

<http://www.mypalmbeachpost.com/s/soberhomes/>

PALM BEACH POST, SEP 2016

Two years after FBI raids, no indictments against sober home operators

2 years have passed with no arrests of anyone connected with the raided sober homes or any other operators in Palm Beach County. No \$100,000 cars seized or property confiscated. The .

epic comeuppance never arrived. Business quietly resumed.

<http://www.mypalmbeachpost.com/news/news/state-regional-two-years-after-fbi-raids-no-indictments-against-s/nst23/>

SUN-SENTINEL, AUG 2016

Community leaders hope a new state law will help curb problems with sober homes, where people transition from rehabilitation facilities to "regular" life. These homes were not monitored at all

in Florida until July 1, when the state launched a voluntary certification program aimed at tracking and regulating them.

<http://www.sun-sentinel.com/news/palm-beach/fl-delray-beach-sober-homes-20150820-story.html>

PALM BEACH POST, AUG 2016

Eric Snyder: Muscle-bound millionaire of addiction treatment under scrutiny

Two years ago, Snyder, 29, caught the attention of a federal task force investigating hundreds of millions of dollars worth of insurance fraud, kickbacks and patient brokering in Palm Beach County's drug treatment industry.

<http://insurancenewsnet.com/oarticle/muscle-bound-millionaire-of-addiction-treatment-under-scrutiny>

PALM BEACH POST, MAY 2016

Insurer sues lab company, alleging addiction treatment kickbacks

According to a United lawsuit, owners of Florida addiction treatment businesses were invited to invest in Sky's booming lab business. In exchange, they could reap tens of thousands of dollars a month.

<http://www.mypalmbeachpost.com/news/news/crime-law/insurer-sues-lab-company-alleging-addiction-treatment/nrGbs/>

PALM BEACH POST, MAR 2016

The Florida Legislature responded to corruption in the drug treatment industry that spawned an FBI task force by killing bills by two local lawmakers that would have addressed shady business practices and by de-funding the Florida Association of Recovery Residences - the Boca Raton-based non-profit tasked with creating a voluntary certification program for sober homes.

<http://www.mypalmbeachpost.com/news/news/state-regional-govt-politics/session-ends-with-sober-home-legislation-knocked-d/nghBR/>

PALM BEACH POST, OCT 2015

Cigna pulls out of Fla. exchange, blames addiction treatment fraud

<http://www.mypalmbeachpost.com/news/news/cigna-pulls-out-of-florida-exchange-blames-addiction-treatment/n4gx/>

BUZZFEED, SEP 2015

Stories abound in Delray Beach of halfway house owners charging insurance companies thousands of dollars a month for simple urine tests, collecting illegal referral fees from rehab programs, and even finding ways to get addicts drugs in hopes that they will relapse.

[https://www.buzzfeed.com/catferguson/the-rehab-scam?utm\\_term=.pf8K2eQ3DN#.dmwdK16Xza](https://www.buzzfeed.com/catferguson/the-rehab-scam?utm_term=.pf8K2eQ3DN#.dmwdK16Xza)

PALM BEACH POST, AUG 2015

Palm Beach County's \$1 billion gold rush: Addiction treatment draws FBI

<http://www.mypalmbeachpost.com/news/news/countys-1-billion-gold-rush-addiction-treatment-dr/nm9J9/>

PALM BEACH POST, DEC 2014

FBI raids two halfway houses in Delray Beach

"20 percent are bad operators and they're giving a bad name to the good operators and making it difficult for the good operators in the marketplace."

difficult for them to compete in the marketplace.

<http://www.mypalmbeachpost.com/news/news/crime-law/fbj-rajds-two-halfway-houses-in-delray-beach/njTwS/>

HUFFPOST: The Rehab Industry Needs to Clean Up Its Act. Here's How by Maia Szalavitz

!::ttQ://www.huffingtonpost.com/the-influence/the-rehab-industry-needs-clean-up b 9210542.html

DELRAY BEACH POLICE DEPARTMENT

.....

2016 OVERDOSES BY TYPE

~----~-----\*-.---. ---

---

-

Jan

Feb

Mar

HEROIN

25

43

64

FLAKKA

0

1

0

0

0

- -METH

- - - - - - - - +-----11-----... o

0

0

0

3

PILLS

4

Apr

45

-- -----

-- ~ \_

6

May

Jun

Jul

26

41  
--

66

~-----

I

f!ARCANDEPLOY!IENTJ

~J,..~=t

I

I

70

I

10

I

Dec

0

0

0

54

-----\*-----

--

I

406.00

--

0

0

0

0

2.00

0

0

0

0

0

0

0

--0.00

5  
4  
1 ·-  
0  
0  
2\_  
o  
32.00  
2  
7  
4  
0  
· · , , · ·  
t  
I  
6  
--+-----11-----+-----~  
0  
A, . . , . \_" . • •  
r-  
a  
I  
, \_\_\_\_\_3  
—  
~ I  
I  
12  
I  
&amp;  
I  
0  
44.00  
0  
\_ ; ; :  
I  
I  
64

~1

111

P. Heroln

, • \_

II

43

1

- 5-4 -

-

-

• Fl•kka

45

,

i > - - -

42

41

Meth

40

30

• - -

YEAR

0

•

•

Nov

### 2016 Drug Overdoses By Type

I 60 I

I so I

I

I

" "

Oct

0

• ;

r

I

I



1

•• ,\_\_

Sep  
42

\_\_ \_ 1

''

- OTHER  
- - - - - +-----11  
- -----t-----1-----T-----•

3  
7  
4  
9  
2

TOTAL o...-ROOSES

Aug

I2s

: \_

\_\_\_\_'

11---

.....-----1

• Pills

I

I 20 T. i b  
10 •

oth • Unk

9

~ ~--v-

0

---r-• .....~ .- -.-

Jan

Feb

Mar

6

5

3

0

0

Apr

May

3

2

0

Jun

Jul

Aug

Sep

00 00

00 00

Oct

Nov

00

00

Dec

Delray Beach Police Department  
20160VERDOSeDEATHS

~

Jan

Feb

Mar

Apr

May

Jun

Jlil

Aug

Sep

Oct

Nov

Dec

HEROIN

2

8

2

4

3

4

6

3

3

0

0

0

37.00

FLAKKA

0

0

0

0

0

0

0

0

0

0

0

0

0.00

METH

0

0

0

0

0

0

0

0

0

0

0

0

0.00

Pl.LS

0

0  
1  
0  
1  
1  
0  
0  
0  
0  
0  
0  
0  
3.00  
OTHER/UNK  
0  
0  
2  
1  
0  
0  
1  
3  
1  
0  
0  
0  
8.00  
~  
8.  
6  
S  
,4  
~  
•  
8:• '  
4.  
0

0  
0  
48,  
TOTAL OVE:RDOSES  
.  
''  
.  
DEATHS  
YEAR  
2016DEATHS  
9  
8  
8  
• Heroin  
8  
7  
• Fl•klao  
6  
• Meth  
5  
4  
4  
4  
I  
' 'i  
3  
I11  
2  
2  
1  
I  
-I  
0  
- .  
000  
an  
1  
II!  
(1

I~  
1G3EfJEtttj\_o.o  
1

-  
1

.  
1

1  
00

&amp;b  
Mac

&amp;l:C  
Ma~

luo  
3

3  
.IJ.ll

1  
ll\_ \_I  
I .. I

1\_ -: - ,  
..-

Pills  
3  
oth-Unk

1  
0 0  
.--

0  
000  
n-

0  
000  
...-

0  
000  
~-

--

-

-

I

\_ 20  
\_ 1s\_ 1\_

2

I

3\_2 \_

1.

1

I

I

Mar

s

S7\_\_j\_

74

I

Apr

I

May

I

~---!---E.\_-!-

I

57

I

33

!

Jun

I

Jul

Aug

I

24

I

s

I

20

I

74

I

63

48 \_\_J\_

•-t-----t-----+--- - - - - 1 - -

TOTALALLOVE!U>OSES

I

~•

I a • I

•,aQ

J

82

•- 1-----1  
l~so I 12 l •

112

I ..

---+

Sep 1-o;;tj"~i--Dec

I

Total

19

I

33

I

25

I

25

I

19s

46

I

O

I

O



I

~

!

484

--+-

.r-,-,-- -. -!-----,--+I . .83 I . &amp;!i I

+-----~-----

'\$3 .

1:&lt; #s . l

it"

879

MONTHLY COMPARISON

(All combined Drug Dwnlos.s}

74

74

70 -+--- - - - -- --'I

60

-+-----~----'I

so

~1-----1

;R~1-----1

t

-I  
40 - + - - -- --r.

32

20

10

L

0

---,

~\_ - "\_\_\_" -.~

'.

0

Jan

Feb

Mar  
Apr  
May  
Jun  
Jul  
Aug  
Sep  
I  
Oct  
Nov  
Dec

a LOIS  
• 2016

September 2016  
Heroin Overdoses Other  
. Overdoses (46)  
0 Deaths

?Note Map May Not Depict All Locations"

FLORIDA DEPARTMENT OF LAW ENFORCEMENT

SEPTEMBER 2016

n•1  
os'; Ide,ntifile•d  
in D•e'(  
P)e•  
s~ ons•:~; bl.P  
- ~/ ru  
' . ~\_!•bi.~•  
.... ' ' ~ j  
t.\_/ ~-= . -'eas•e,d  
...=~~: .' .~ ' .:  
'~:: r \  
.~)j/  
't'• r~ l•d  
• :q,  
M  
. \ r ' ftd  
~ ! l"': c~.Jar I E  
• ,•v?!m  
. l•n•  
• ,e'•• lf' s:••••  
F  
••--' lY  
,a . .~.  
~ .:~ ~ . . ---~-- ;

,1.----- ~----- :-, .-.-~ - - ~ \_  
L t\_., \_} ..

\_!

. . . :

"

:

j

.

.

.'1

.. . :

11

1

.'&gt;

r

..

.....r

..

¥ ••

• ••

~&lt;'o ~

- . . \_

.~

~

~ . . . . .

~b

.

~P4J;h.. •• I

- ~q;

.

Mf:NT OF

L.A-N

. ~~~

~~~Q

?2©J1~ ~ITU.(f1)MCIDG ~@~©rm

..... '

I

.. . .-: . . .

..

.,, j

I

} ...!

Data Collection

The State of Florida's Bureau of Vital Statistics reported 194,304 deaths in Florida during 2015. Of the 24,740 deaths investigated by the state's medical examiners, toxicology results determined that the drugs listed below were present at the time of death in 9,784 deaths. The medical examiners assessed whether the drug(s) identified was the cause of death or merely present at the time of death. The data were then submitted to the Medical Examiners Commission for presentation in this report. It is important to note that each death is a single case, while each time a drug is detected represents an occurrence. The vast majority of the 9,784 deaths had more than one drug occurrence. When reporting the data, the state's medical examiners were asked to distinguish between the drugs determined to be the cause of death and those drugs that were present in the body at the time of death. A drug is indicated as the cause of death only when, after examining all evidence, the autopsy, and toxicology results, the medical examiner determines the drug played a causal role in the death. It is not uncommon for a decedent to have multiple drugs listed as a cause of death. However, a drug may not have played a causal role in the death even when the medical examiner determines the drug is present or identifiable in the decedent. Therefore, a decedent often is found to have multiple drugs listed as present; these are drug occurrences and are not equivalent to deaths.

Data were collected on the following drugs:

r~...~,l~~;~ml~es .
 ~
 !I
 ~"'.'.'; .1

- ..
-
- ,.

~-.
 ~
 fBenzoci iazepi nes•

- !I
- Amphet(lmine
 - Methamp"he-tamine

~ !,~
 ..
 ..

Et;lanol
 •Ethyl Alcohol

~"•1")_.;:~
 (.;_-

t'
 i .
 Opioids

~...~

!I

- Aiprawlam
- <;hlordiazep.oxide
- Ckmatepam
- Oia:zepam
- Estazolam
- Hunitrazepam
- Flurazepam
- Lorazepam

't.
 ~.,.
 ,.,:.,. - ...

•'
 •.....
 ~
 .'

Halluci.nog~nic~ '

t

- Ph.encydidin'E! tPCP}
- Phenetlhylarnines/

Pipe(azin:es

~
 • Tryptamines

th•,.
 ~ . . . :

- Midatofam .

I

- Nordiazepam
- Oxazepam
- Temazepam
- Triazolam

2015 Medical Examiners Commission Drug Report

- ;•Buprenorplline
- .•Codeine
- ;•Fentanyl
- Heroin
- Hydrocodone .
- Hydrornorphone .
- Meperidine .
- Methadone
- Morphine .
- Oxycodor.le
- Oxymorpbone
- Tramadol

J" "-

.
~
I

~-·u~,~

·...:-:.. . -{ ''

Inhalants

-
-
- · , ·_;
- Halpgenerated
- He.lit.Im
- Hyd r.ocarbon
- Nitrous Oxide

Other

- ~·
- · Cannabinoids
- Carisoprodol/
Meprobamate
- Cathinones
- Cocaine
- GHB
- Ketamine
- Sympathomimetic Amphetamines
- Synthetic Cannabinoids
- Zolpidem

Page i

Highlights

./ Total drug-related deaths increased by 13.9 percent (1,197 more) when compared with 2014 .
./

5,364 (12.4 percent more than 2014) individuals died with one or more prescription drugs in their system. The drugs were identified as either the cause of death or merely present in the decedent. These drugs may have also been mixed with illicit drugs and/or alcohol.

./

2,530 (22.7 percent more than 2014) individuals died with at least one prescription drug in their system that was identified as the cause of death. These drugs may have been mixed with other prescription drugs, illicit drugs, and/or alcohol.

./

Prescription drugs (benzodiazepines, carisoprodol/meprobamate, zolpidem, and all opioids excluding heroin) continued to be found more often than illicit drugs, both as the cause of death and present at death. Prescription drugs account for 67.7 percent of all drug occurrences in this report when ethyl alcohol is excluded .

./ The five most frequently occurring drugs found in decedents were ethyl alcohol (4,762}, benzodiazepines (4,604, including 1,439 alprazolam occurrences), cocaine (1,834), cannabinoids (1,720), and morphine (1,483). The increase in positive cannabinoid findings is due to the increased surveillance by medical examiner offices and not a direct reflection of the increased use of cannabis by decedents .

./ The drugs that caused the most deaths were benzodiazepines (1,140, including 588 alprazolam deaths and 163 diazepam deaths}, cocaine (967), morphine (895), ethyl alcohol (810), heroin (733), fentanyl (705), oxycodone (565), methadone

(290), and hydrocodone (236). Heroin (94.1 percent), fentanyl (77.4 percent), methadone (64.0 percent), morphine (60.4 percent), cocaine (52.7 percent), and oxycodone (52.3 percent) were listed as causing death in more than 50 percent of the deaths in which these drugs were found .
./

Occurrences of heroin increased by 74.3 percent and deaths caused by heroin increased by 79.7 percent when compared with 2014 .

./ Occurrences of fentanyl increased by 69.3 percent and deaths caused by fentanyl increased by 77 .6 percent when compared with 2014 .
./

Occurrences of methadone (8.3 percent) and hydrocodone (9.1 percent) decreased when compared with 2014. Also, deaths caused by methadone (22 less) and hydrocodone (14 less) decreased when compared to 2014 .

./ Occurrences of morphine increased by 24.3 percent and deaths caused by morphine (190 more) increased when compared to 2014 .
./

Occurrences of oxycodone increased by 10.5 percent and deaths caused by oxycodone increased by 20.2 percent when compared with 2014 .

./ Occurrences of tramadol decreased by 18.9 percent and deaths caused by tramadol (7 less) decreased when compared to 2014 .
./

Occurrences of cocaine increased by 21.6 percent and deaths caused by cocaine increased by 34.3 percent when compared with 2014 .

./

Alprazolam (Xanax), diazepam (Valium), and nordiazepam dominate the category of benzodiazepines. Occurrences of alprazolam increased by 9.3 percent, diazepam increased by 3.1 percent, and nordiazepam decreased by 0.9 percent when compared to 2014. Alprazolam, diazepam, and nordiazepam are rarely the sole cause of death, but are common as contributing to the cause of multi-drug deaths. Note that since the drugs diazepam and chlordiazepoxide (Librium) are normally broken down in the body into the drug nordiazepam, many occurrences of nordiazepam may represent ingestion of these other benzodiazepines .

./

Occurrences of methamphetamine (40.6 percent) and amphetamine (26.1 percent) increased when compared to 2014. Deaths caused by methamphetamine (68 more than 2014) and amphetamine (20 more than 2014) increased in 2015 .

./

Reporting of occurrences of illicit fentanyl analogs was not specifically requested by the Commission in 2015. Due to the rapid rise of deaths associated with fentanyl analogs, many districts voluntarily reported data; however, the data is not complete. A total of 96 occurrences of fentanyl analogs were reported for 2015, with the majority identified as acetyl fentanyl (65 percent). Refer to page 34 of the report for a representation of the frequency of occurrence of fentanyl analogs. Reporting of fentanyl analogs by all districts will begin with the 2016 Drugs Identified in Deceased Persons Reports.

2015 Medical Examiners Commission Drug Report

Page ii

Medical Examiners Commission Members
Stephen J. Nelson, M.A., M.D., F.C.A.P.
Chairman
District 10 Medical Examiner
1021 Jim Keene Boulevard
Winter Haven, Florida 33880
(863) 298-4600

Email: StephenNelson @polk-county.net
Barbara C. Wolf, M.D.
District 5 Medical Examiner

Robin Giddens Sheppard, L.F.D.
Vice President/Funeral Director, Hardage-Giddens Funeral Home

Honorable James S. Purdy, J.D.
Public Defender, Seventh Judicial Circuit

Honorable Angela B. Corey, J.D.
State Attorney, Fourth Judicial Circuit

Honorable Paul "Rick" Beseler, M.S.C.J.
Sheriff, Clay County

Wesley Heidt, J.D.
Office of the Attorney General

Kenneth T. Jones
State Registrar, Department of Health

Honorable Carol Whitmore, R.N.
Manatee County Commissioner

Medical Examiners Commission Staff - Florida Department of Law Enforcement
Post Office Box 1489
Tallahassee, Florida 32302
(850) 410-8600
MEC Website
Chief of Policy and Special Programs Vickie Koenig
(850) 410-8600
VickieKoeniq@fdle.state. f/. us

Government Analyst II Doug Culbertson
(850) 410-8609
DougCulbertson @fdle.state. fl.us

Research & Training Specialist Beth McNeil
(850) 410-8608
BethMcNeil@fd/e.state. [I. us

Deputy General Counsel James Martin, J.D.
(850) 410-7676
JamesMartin @fdle.state. ff.us

20 I 5 Medical Examiners Commission Drug Report

Page iii

Table of Contents
Map of Florida Medical Examiner Districts

1

Morphine Deaths

27

Summary of Drug Occurrences in Decedents

2

Morphine Deaths by Age

28

Frequency of Occurrence of Drugs in Decedents

4

Morphine Deaths by County

Morphine Deaths by County

29

Comparison of Drug Occurrences in Decedents, 2014 - 2015

5

Fentanyl Deaths

30

Comparison of Drug Caused Deaths, 2013 - 2015

7

Fentanyl Deaths by Age

31

Frequency of Occurrence of Benzodiazepines

8

Fentanyl Deaths by County

32

Alprazolam Deaths

9

Historical Overview of Fentanyl Occurrences

33

Alprazolam Deaths by Age

10

Frequency of Occurrence of Fentanyl Analogs

34

Alprazolam Deaths by County

11

Prescription Drugs in Medical Examiner Deaths

35

Diazepam Deaths

12

Cocaine Deaths

36

Diazepam Deaths by Age

13

Cocaine Deaths by Age

37

Diazepam Deaths by County

14

Cocaine Deaths by County

38

Occurrences of Alprazolam and Diazepam, 2006 - 2015

15

Cocaine Related Deaths by Medical Examiner District

39

Oxycodone Deaths

16

Historical Overview of Cocaine Occurrences

40

Oxycodone Deaths by Age

17

Heroin Deaths

41

Oxycodone Deaths by County

18

Heroin Deaths by Age

42

Hydrocodone Deaths

19

Heroin Deaths by County

43

Hydrocodone Deaths by Age

20

Heroin Related Deaths by Medical Examiner District

44

Hydrocodone Deaths by County

21

Historical Overview of Heroin Occurrences

45

Methadone Deaths

22

Drug Detected at Death: Cause vs. Present

46

Methadone Deaths by Age

23

Manner of Death for Cases Reported

49

Methadone Deaths by County

24

Glossary

52

Occurrences of Hydrocodone, Oxycodone, and Methadone, 2006 - 2015

25

Deaths Caused by Hydrocodone, Oxycodone, and Methadone, 2006 - 2015

26

2015 Medical Examiners Commission Drug Report

Page iv

C-coverage Map
Florida Medical Examiner
Districts

District 1

- Escambia
- Okaloosa
- Santa Rosa
- Walton

District 2

- Franklin
- Gadsde_n
- Leon
- Liberty
- Jefferson
- Taylor
- Wakulla

District 3 *Covered by

- Columbia *4
- Dixie *8
- Hamilton *4
- Lafayette *2
- Madison *2
- Suwannee *2

District 4

- Duval
- Nassau
- Clay

District 5

- Citrus
- Hernando
- Lake
- Marion
- Sumter

Dist rict 6

- Pinellas
- Pasco

District 7

- Volusia

District 8

- Alach ua
- Baker
- Bradford
- Gilchrist
- Levy

Union
District 9
Orange
Osceola
District 10
Hardee
Highlands
Polk

2015 Medical Examiners Commission Dntg Report

District 11
Miami-Dade

District 18
Brevard

District 12
DeSoto
Manatee
Sarasota

District 19
Indian River
Martin
Okeechobee
St Lucie

District 13
Hillsborough

District 14
Bay
Calhoun
Gulf
Jackson
Washington
Holmes

District 15
Palm Beach

District 16
Monroe

District 17
Broward

District 20
Collier

District 21
Glades
Hendry
Lee

District 22
Charlotte

District 23
Flagler
Putnam
St Johns

District 24
*Covered by
Seminole *7

Page 1

Summary of Drug Occurrences in Decedents
2015

DRUG PRESENT IN BODY

CAUSE

PRESENT

TOTAL OCCU RRENCES

Amphetamine

87

300

387

Methamphetamine

156

Atpi:azolam

588

851

Chlordiazepoxide

12

95

Clona;zepam

69

386

Diazepam

163

441

,":•

L' •

~-- !~.
•-~C•.:..."'•

•;:e " .
")J. ~

•~
<~~.:,,,
-•....

•

~. .

,

~5

I

~

,

•

1,439 .

,•'

107

07

, (

. 455 .
''

.\$04
2

Estazolam

0
2

Flunitrazepam

0
1
1

Flurazepam

0
8
8

Lo.razepam

28
208

•Midazolam

154

Nordiazepam

7
117

555

EST1

Oxazepam

61
344
405

Temazepam

95
416

51-1

Triazolam

0
3

•!J

810

3,952

4,762

Phencydidine (PCP)

2

0

2

•P.nenethylamines/Piperazrnes

12

10

22

Tryptamines

2

0

r

236

,

161.

v::: .:, : '

<,1

• ~- • .}.

t••

_t.t

.. ~• ' •i

...~'"_

.

. i,

.. _,' ." I-"

.. -...~ .

,

149

'..

. ~..~/•1•• ~

---7J') : , : ~• ; ~-~< ; ~ . /f-, ; _1

,.~-

I

,...: - •~

:~ ~

.1

1!L CL . ' .;

.

9'""'."''

••••:

.

•, '...,,.ill.Cl

,ll.jt. •. '

'!MJ:"

•'Iif'~ ?:. : ';_~ .

Feri-taflyl

Heroin

6~••.p I~~~. • -~:~ ~ ~: •:~

' . . ; ~: a•j'2.

. 1'~ ?JI,•

Hydromorphone

~~,a. •'. ''

Meperidine

lo

:0 ;' • .

•~

. •~

I ~;i~.,_r....'•:-f

Hydrocodone

Methadone

Morph•ine

•~!' ' '

t-jf ~ •1_~3

'4Jl.', '11~

• - . . .

• -~,--:~} _- r-

Oxymorphone

•. •:•<~

Cannabino•ids

~

'

~~~:-:

~

••r

Oxycodone

\_\_, -~&gt;-

,f~-. . . ,

r ., . . . . . ,  
~ -

.. !

Tramadol

Carisoprodol/Meprobamate  
•CathJnones

,, J . ' ; : i . : . . ' "

l~

.~  
/Wt~-;-:-:

Cocaine

Syrnpathornimetic Amines

3  
6  
7

, . • " "  
!(  
• ~ ~ , : , r ,  
.. : ili

Synthetic Cannabinoids

11

f!!•

Zotpidem

so

\$.0

:•

,

~

~ . . . : , , , , ~  
I ~ ' " ,

'n' ~ - ~  
- ~

.

GHB  
Ketamine

0  
1  
0  
53  
405  
206  
46  
444  
354

', 50

... .

... 11 '

~),...:

..... ?.

'

~-'.

'\

il

4'78:.

I""~.

• !fl:~.;!:

779 .

68((

~21 .

• S.

7

4S3~

163

588

516

284

331

1,714

94

1423 .

• ' •-•...,:';...!

•

• los:::i. •

.I

'.. •.

. ~;8~

439

i,no

129

.12.n

139

867

2

40

14

12

152

•

• ~

. .20 . , ,

"

' 1.;834

5'

46

'•

-- 21

2.3

•

202

Note: The total occurrences for buprenorphine and cannabinoids are under reported due to the variability in analytical protocols in place at medical examiner offices. Medical examiners were asked to identify any metabolites of parent drugs. Since heroin is rapidly metabolized to morphine, this may lead to a slight over-reporting of morphine-related deaths. Many deaths were found to have several drugs contributing to the death, and therefore, the count of specific drugs listed is greater than the number of deaths.

2015 Medical Examiners Commission Drug Report

Page]

,• ••

Frequency of Occurrence of Drugs in Decedents 1  
January - December 2015

r

Amphetamine  
Clonazepam  
Methamphetamine  
1.9%  
2.2%  
1.5%

Cathinones

I

1.1%  
Cocaine

Diazepam  
2.9%

Lorazepam

8.8%  
Tramadol

Nordiazepam  
3.2%

2.1%  
Oxycodone\_ ••  
1.9%

2.0%  
Temazepam  
2.5%

2.2%

Hydromorphone

2.5%

Codeine

2.3%

L\_ \_ \_

-----

.-

-

1

The following drugs individually constituted less than 1 percent of drug frequencies and are not included: chlordiazepoxide, estazolam, flunitrazepam, flurazepam, midazolam, triazolam, of/ hallucinogenics, all inhalants, buprenorphine, meperidine, carisprodol/meprobamate, GHB, ketamine, sympathomimetic amines, synthetic cannabinoids, and zo/pidem.

Note: Percentages may not sum to 100 percent because of rounding.

2015 Medical Examiners Commission Drug Report

Page 4

; . , I

i

0

"

"

...

.•:--.

. • .:;t!•:

•a:: .

::i

V)

c: £

0

:::::

0

"'

E

"t:l

cu

&lt;::

0

V)

-s

.E

::...

~

cu

iii

.....

..a

:?:

;:)

0

t3

~

~

&lt;.,)

'-5

~

.....

.....  
C:&gt;

"1

Comparison of Drug Occurrences in Decedents  
2014 to 2015

2014

2015

PERCENTAGE CHANGE

Amphetamine

307

387

26.1%

Methamphetamine

217

305

Alprazolam

1,316

92

382

586

2

0

9

191

163

678

385

477

1,439

107

455

1

3

DRUG PRESENT IN BODY

Chlordiazepoxide

•clonazepam  
mazepam

Estazolam  
Flunitrazepam  
Flurazepam  
Lorazepam

Midazolam  
Nordiazepam  
Oxazepam  
Temazepam

604  
2  
1  
8  
236  
161  
672  
405  
511

4Ct:6%.

I  
'  
~

•9,3%  
16,3%

-

i9;,:%  
:3,.1%  
●\*

"

'  
:

.

~ ~.

...

\*.  
.. \*  
23.(3%  
-.t;~%

• ~0.:9:%

-

. .  
-.  
.- -

5.f%:

i.I%

\*

~'If'

4,270

4,762

Phencyclidine (PCP)

2

2

\*

Phenethylamines/Piperazines

17

22

\*

Tryptamines

1

2

\*

11.5%

"Due to the small number of occurrences, percent changes were not calculated.

Note: Many deaths were found to have several drugs contributing to the death, and therefore, the count of specific drugs listed is greater than the number of deaths.

2015 Medical Examiners Commission Drug Report

Page 5

Comparison of Drug Occurrences in Decedents (continued)

"'• ~

2014

2015

Hafr&gt;genated

33

30

50

20

'5,1.\$%

16

1

35

11

" "



71

Codeine

304

478

Fentanyl

538  
447

911  
779

6fh3%

748  
444  
14  
494

680  
521  
8  
453  
1,483  
1,081

~SL1%

.)

~ :.

! Ill~

, ~, ;;;.-~,

' .i.-.'

l~,...:: .-"~- ~": .

'«,...,\_~O, '. w. ::

.~. J~~;I,

ffn-,J ~ --t lr,  
'\ '!9:  
. ~

DRUG PRESENT IN BODY

+

.....

.-~

'-r

~,:(;~;~"~  
' .i\_~  
~.....

;cl -: ~  
•a }&gt;:-

O,,,

Helium  
Hydrocarbon  
Nitrous Oxide  
Buprenorphine

Heroin  
Hydrocodone  
Hydromorphone  
Meperidine  
Methadone

.. tfi' ... :-i::~;-;

·~t!~ ~;~.:

Morphine

:,~ --t.;";,. ~

Oxycodone

::/" ~.l~\ '!.

Oxymorphone

\Ii ..

...'

·'.lc·r1·.~  
,~ ;·

/' .I'

·\_

·:o,i~

Tramadol  
Cannabinoids  
Caris.oprodol/Meprobamate

--

~

f ·~ -- -'~

Cathinones

..

Cocaine

·~·:,'''

..':

··

:·:;

"'.

!:

o.r.'·-

~.

r.

l,J... ,..... - ;:::

of;

0

• 11' 1:•

~

GHB  
Ketamine  
Sympathomimetic Amines  
Synthetic Cannabinoids  
Zolpidem

1,193  
978  
275  
541  
1,092  
198  
134  
1,508  
2  
31  
25  
9  
229

PERCENTAGECHANGE

i&lt;

2

389  
439  
1,720  
129  
223  
1,834  
5  
46

21  
23  
202

" " "

1oi.9%  
i\_ •

••• ,

••

57;2%

7tt:3%'

-~z.,

' 17~3%

• " '  
••-8.3%  
24.3%:••

i0.s%  
4~.!\$%

"18.9%  
II,

5)7.5~

:34'.a%

..

6fF4%

2LG%

' )

~.

48.4.% 1

.\*

\*

.. -11,8%

•oue to the small number of occurrences, percent changes were nat calculated.

1

The increase in ketamine occurrences is largely due to the clinical use of ketamine as a sedative and anesthetic in the hospital.

Note: Many deaths were found to have several drugs contributing to the death, and therefore, the count of specific drugs listed is greater than the number of deaths.

2015 Medical Examiners Commission Drug Report

Page 6

Comparison of Drug Caused Deaths  
2013 to 2015

1000

900

800

VI

u

700

~

600

C11

c

:::J

u

u

....00

500

C11

400

....

..c

E

:::J

Z

200

300  
200  
100  
0

~

q.

~

~

~7

~

co

ir

~

~

~

~

%

%

iii January - December 2013

~

~-

?(I&gt;

~,...

%

•January - December 2014

~

-&lt;'

&lt;?,

~

~

~

oC'!

~

~(I&gt;

~

~

~~

co

°0

?(I&gt;

-0-...S:

'?(I&gt;

~

O)Q:-

~(I&gt;

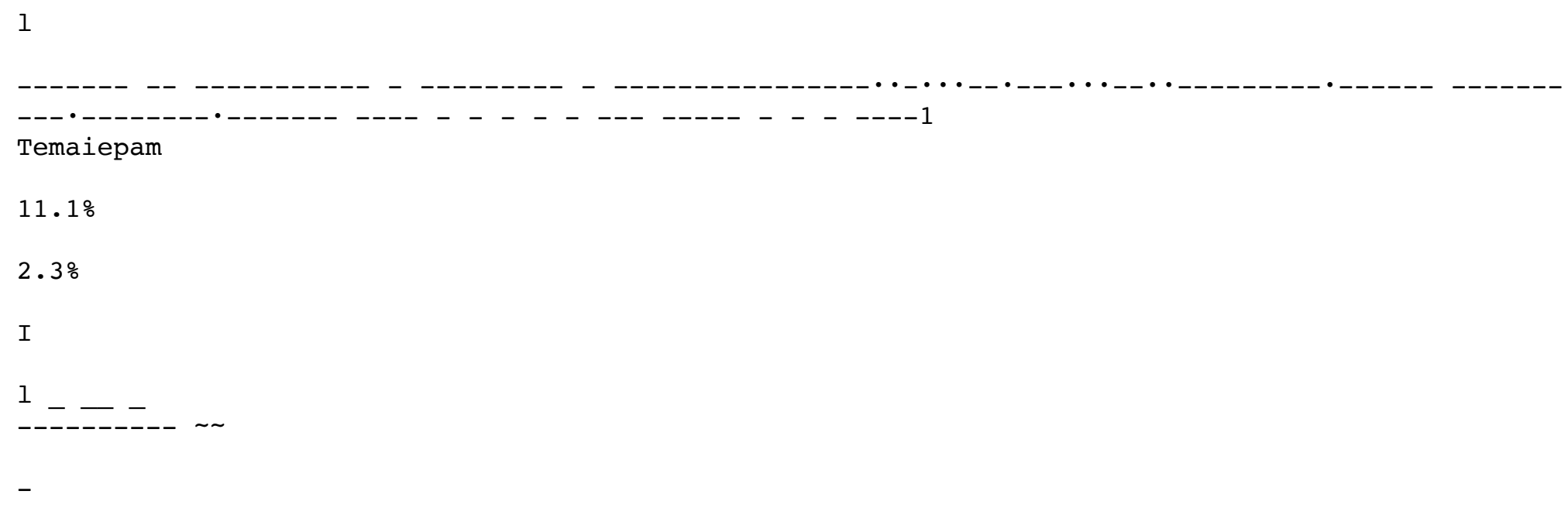
uJanuary - December 2015

Note: Not all drugs are included in the above chart.

2015 Medical Examiners Commission Drug Report

Page 7

Frequency of Occurrence of Benzodiazepines  
January - December 2015



Note: Benzodiazepines not included individually constituted less than 1 percent of occurrences. Percentages may not sum to 100 percent because of rounding. Several benzodiazepines (for example, diazepam) are metabolized to other benzodiazepines in the body (for example, nordiazepam, oxazepam, and temazepam). Thus, occurrences of nordiazepam, oxazepam, and temazepam may be due to the ingestion of diazepam, chlordiazepoxide, and/or temazepam.

2015 Medical Examiners Commission Drug Report

Page 8

Alprazolam Deaths  
January- December 2015

Medital Examiaer·Dist\*t·  
: and Area 'of flo~i;ija  
District

- 1
- 2
- 3
- 4
- 5
- 6
- 7

Total

wttf;iAlpraiolarn

Ar.ea of Florida

Total

Cause

Present

Pensacola

71  
9

30  
6  
8

49  
27  
58  
33  
10

29

41  
3  
5

38  
10  
78  
8

2  
27  
26

47  
44  
47  
13

56  
3  
69

30  
4  
10  
10

7  
4  
6

49  
157

36  
80  
14  
33

9  
24  
40  
29

16  
22  
16  
10

23

1,4\$~

.5'8'8

851

Tallahassee  
Live Oak

13

Jacksonville

S7

Leesburg

37

St. Petersburg

1~6

Daytona Beach

4~

8

9

10

Gainesville

12

Orlando

Lakeland

99

11

Miami

75

204

12

13

14

15

Sarasota

80

Tampa

Panama City

West Palm Beach

127

27

..

!&gt;eat '\*~

' 8:9

12

16

Florida Keys

17

18

19

20

Ft. Lauderdale



Melbourne

70

Ft. Pierce  
Naples

33  
26

21

Ft. Myers

32  
22

Port Charlotte

23  
23  
24

St. Augustine

14

Sanford

Statewide Totals

2015 Medical Examiners Commission Drug Report

72

Deaths with Atpr.azolam

ontv

Deaths with Atprazolam in  
with Opioid

Combination

total

Cause

Present

Total

Cause

Present

3

11

5

2

3

1

0

0  
2  
1  
  
3  
0  
1  
4  
1  
12  
1  
3  
7  
2  
19  
5  
20  
2  
0  
1  
3  
4  
1  
  
6~  
  
5  
1  
  
0  
0  
0  
1  
0  
  
25  
  
41  
3  
5  
37  
10  
73  
7  
2  
25  
26  
45  
43  
42  
13  
  
88  
  
SS  
  
11  
  
27  
6  
7  
45  
26  
46  
32  
7  
65  
47  
138  
31  
60

12  
33  
8  
21  
36  
28  
15  
20

0  
1

~1

2  
2~

6  
25  
2  
1  
1

5  
4  
1

1  
3  
2  
0  
3  
118

s  
0  
1  
0  
2  
0  
0  
0  
1  
1  
0  
0

22

9  
1,2  
~2

36

119  
~~

9.

90

73  
1~~ .  
74

102

1

25

2  
1  
0  
3  
  
2;9  
  
26  
  
3  
67  
30  
4  
10  
9  
6  
4  
6

96

1,.32~

566

813

66  
12

21  
14

1S  
10  
20  
755

Page 9

Alprazolam Deaths by Age  
January- December 2015  
. . . M~diQal EX.9.~iner DiStriet..  
an~ Area ef Florida

Al!ilr~zmt~m c;~usçd o~atb

1

Alprazpla)lil. . Present ~t Deatb

..

Age of Decedent .

Age of Decedent .

Dist rict

Area of Florida

Total

Total

&lt;18

18-25

26-34

35-50

>SO

Tota.I

<18

18-25

1

2

Pensacola

71

4J,

9

3

3

Live Oak

1.3

5

Jacksonville

87

3\$

10

0

0

12

5

Leesburg

37

li.0

6

St. Petersburg

136

7'8

2

0

1

4

2

6

2

0

4

1

7

3

3  
0  
7  
0  
11  
2  
0  
1  
0  
1  
0  
2  
59

17  
1  
3  
10  
5  
19  
4  
1  
8  
10  
16  
16  
21  
3  
17  
3  
23  
12  
2  
3  
3  
3  
1  
1  
202.

12  
2  
1  
12  
1  
39  
2  
1  
8  
7  
15  
11  
14  
9

1  
0  
0  
2  
0  
2  
0  
0  
0  
1

6  
1  
0

4

0



44

Tampa

117

47

14

Panama City

27

13

15

16

17

West Palm Beach

89

5'6

Florida Keys

12

93

18

19

Melbourne

20

Naples

Ft. Lauderdale

Ft. Pierce

21

Ft. Myers

22

23

24

Port Charlotte

St. Augustine

Sanford

State\Nide Totals

3

69

10

70

33

Zf;1

32

2'3

14

2~

1,4~9



4.  
10  
10  
7  
4  
6  
58.8

2015 Medical Examiners Commission Drug Report

2  
14  
0  
0  
6  
7  
9  
14  
9  
1  
13

0  
14  
7  
1  
2  
3  
0

1  
0  
125

6  
I.  
8  
. 49

11  
58  
33 .  
10  
72  
4',9

3(?  
0  
2  
0

ao  
1  
14  
20

.33  
9  
24  
0

0  
0  
0  
9  
40'  
1  
1  
4  
4  
3  
2  
3  
2'9  
0  
0  
0  
0  
0  
0  
10  
19  
0  
' 1~9  
157  
i6  
: 22  
•. 16  
10  
23  
SS1  
4  
8  
6  
3  
2  
11  
8  
26  
3  
10  
2  
10  
0  
2  
2  
2  
5  
0  
1  
0  
2  
1  
113  
•, 26-34  
4

0  
1  
10  
5  
6  
5  
1  
10  
8  
28  
5  
9

4  
6  
3  
3  
4  
3  
4 .  
5  
2  
1  
4  
13,1

35-50

>50

8  
3  
2  
13  
5  
12  
11  
0  
26

11  
2  
5  
20

18  
36  
8  
20  
4

9

32  
14  
7  
24  
15  
65  
20  
40  
4  
7  
3  
13  
21

10  
3  
6  
12  
11

2  
8  
7  
4  
7  
  
11  
  
236  
  
3'61  
  
10  
10  
  
8  
7  
  
3

Page JO  
  
Alprazolam Deaths by County  
2015

Occurrences  
Per 100,000 Population  
  
0  
0.01 - 4.99  
5.00 - 9.99  
10.00 - 14.99  
15.00 - 19.99

Comer  
  
6!9war-0  
  
20.00 - 24.99  
  
.I  
  
&gt; 25.00

2015 Medical Examiners Commission Drug Report  
~

crdl" -  
;1"'

Page 11  
  
Diazepam Deaths  
January- December 2015  
Medical  
,fixan:iiner  
. .  
. bistrrect  
'  
af\d Area pf Ffodd~  
-  
,  
  
Area oHiorida  
  
TotEd Death\$ wlth . Diiiz:~am

Pensacola

' total  
21

'2

Tallahassee

8

3  
4

Live Oak

4

Jacksonville

61

Leesburg

24

0

St. Petersburg

59  
25

41

Gainesville

9

4

47  
24  
18  
22  
5

9

Orlando

37

0

37

10  
11

Lakeland

13

Miami

s8

1  
3

12

Sarasota

13

Tampa

14

15

16

17

18

19

20

21

22

23

24

Panama City

36

30

16

43

8

12

55

18

14

12

28

D:istrict

5

6

7,

8

Daytona Beach

West Palm Beach

Florida Keys

Cau-se

Present

8

1

1

14

13

1

7

0

3

(1)

1

3

18

16

4

15

1

Naples

17

Ft. Myers

18

Sanford

0

0

32

0

0

0

Ft. Pierce

28

32

12

4

0

0

0

10

14

0

0

0

0

14

9

13

St. Augustine

Present

0

19

41

Port Charlotte

0

1





1  
0  
  
2  
4  
  
2  
0  
0  
0  
0  
0  
0  
0  
0

Deaths wttbo: Dja~E!pam ln

Cq~~lO.at,on V'lth Qt~~r Qrugs

Cause  
Prese.nt  
Total

20  
8  
12  
1  
7  
8  
4  
1  
3  
14  
46  
60  
24  
24  
0  
41  
17  
S'S  
22  
25  
3  
4  
5  
9  
37  
0  
37  
1  
12  
13  
52  
3  
49  
18  
17  
35  
16  
30  
14  
14  
4  
10  
15  
39  
24  
1  
5  
6  
8  
18

10  
41  
13  
28  
32  
0  
32  
5  
12  
17  
18  
5  
13  
1  
4  
3  
0  
14  
14  
  
7  
  
0  
  
7  
  
2  
  
0  
  
2  
  
5  
  
0  
  
5  
  
604  
  
163  
  
441  
  
21  
  
1  
  
20  
  
583  
  
isz  
  
421

2015 Medical Examiners Commission Drug Report

Page 12

Diazepam Deaths by Age  
January- December 2015  
Medit-I ~lfaminer Distri•tt:

. . -an:d-A:rea

of •fto.rida

.  
...:"'. ' ' "

•.  
Area of Florida

Total

District

1

Pensacola

21

.'

,

.,.flia~~pa.m . . Cau,sed .tl'eath

(

Tallahassee

s

Live Oak

4

4

Jacksonville

61

5

Leesburg

6

f

26.34

35-50

>\$0

TQta'i

<18

18-25

26c34

35.-50

>S0

8

0

0

2

3

3

13

0

3

4

5  
0  
0  
0  
0  
1  
0  
7  
1  
7  
2  
0  
7  
1  
1  
0  
5  
3  
0  
0  
1  
0  
0  
0  
0  
0  
4  
0  
1  
0  
0  
0  
0  
0  
0  
0  
0  
1  
1  
3  
2  
1  
1  
14  
0  
7

Daytona Beach

3

8

9

Gainesville

9

Orlando

3]

10

Lakeland

13

4

0

1

11

12

Miami

58

3

Sarasota

36

18

Tampa

3~

16.

Panama City

1~

West Palm Beach

43

8

• 4

15

0

0

0

0

0

0

0

0

0

0

0

0

0

17

Ft. Lauderdale

19

1

9

1,8

Melbourne

41

13

.0

19

Ft. Pierce

3:2

0

0

20

21

22

Naples

17

18

Port Charlotte

4

23

St. Augustine

24

Sanford

14

7

5

5

1

0

0

604

163

Statewide totals

oi~zep.am Pre\$~~t ~tiPe~th .

Age of b~cederii

18-25

41

Ft. Myers

.

<18

St. Petersburg

Florida Keys

.

Tot9I

24

59

i3

14

1S

16

.,

Age of Decedent

-

2

3

.

20 I 5 Medical Kr.aminers Commission Drug Report

0

0

0

0

0

0

0

1

0

0

0

0

0

0

0

0

0

0

0

0

0

0

0

0

0

2

5

1

0  
0  
  
0  
0  
0  
2  
0  
3  
0  
2  
1  
0  
0  
0  
0  
0  
0

17  
  
47

0  
15  
0  
2  
0  
1  
1  
7  
7  
1  
4  
1  
0  
5

0  
20  
2  
2  
0  
0  
2  
11  
7  
3  
8  
0  
7  
7

0  
  
0  
  
32

0  
1  
0  
  
0  
2  
0  
  
5  
3  
1



12  
13  
3  
  
0  
0  
0  
  
0  
  
0  
  
14  
  
0  
  
0  
55  
  
0  
  
7  
441  
  
0  
6  
  
89  
  
24  
  
18  
22  
5  
  
' ;37  
  
1  
  
;12  
  
0  
1  
  
55  
i8  
14  
1~  
28  
  
t  
;LQ  
  
28  
  
0  
0  
1  
  
0  
1  
  
2  
  
2  
4  
2  
  
3  
  
11

2  
2  
1  
3  
2  
  
1  
2  
7  
5  
  
1  
2  
26  
12  
11  
11  
2  
20  
6  
38  
13  
9  
6  
13  
3  
5  
19  
22  
  
1  
  
9  
  
4  
  
1  
3  
2  
  
7  
2  
  
1  
  
1  
0  
2  
1  
  
3  
  
12  
  
52  
  
117  
  
254  
  
14  
10  
  
0  
0  
  
0  
7  
  
4  
2

3  
9  
  
1  
  
1  
  
4  
  
2  
1  
0  
1  
1  
0  
1  
0  
2  
0  
1  
0  
0  
  
4  
  
10  
  
2  
  
0  
0  
  
1  
  
9

Page 13

Diazepam Deaths by County  
2015

Occurrences  
Per 100,000 Population  
0

- 0.01 - 4.99
- 5.00 - 9.99
- 10.00 - 14.99
- 15.00-19.99

Collier

Broward

- 20.00 - 24.99
- > 25.00

2015 Medical Examiners Commission Drug Report

Page 14

Occurrences of Alprazolam and Diazepam  
(Present and Cause)  
2006 to 2015  
2500

--1  
~-----

!  
2000

I  
V1

&lt;lJ

u

c

~

1500 .....

~

::J

u  
u

0

0

Qi  
\_O  
E 1000 .

I

II  
J

:I

z

500

.....~-

. - - - - . - - - . r - - - - . . - - . - - - - - , - - - - . - - - - .

0

2006

2007

2008

2009

2010

- . - - r - - - . - - - - ~ . . . ! . . - - - -

2011

2012

--,

- - - - -1 . - -

2013

-

2014

I

.-- 2~15-1

I  
-+-Alprazolam

20 I 5 Medical Examiners Commission Drug Report

~ D i az e pam

  J  
Page 15

Oxycodone Deaths  
January- December 2015

. Medica.~ilt:hierJ>lstrict  
and Area o~ Florida  
District  
Area of Florida  
1  
Pensacola

~.

31  
14

I

20

13

3  
1

1

2

7  
3

38  
20  
46

0

1

2  
4

1

7

4

3

4

75  
35

'12

7

18

14

•o

0

94

32

Gainesville  
Orlando

72

Lakeland

Ft. Lauderdale

42

78

47

70

20

80

20

61

Melbourne

76

Ft. Pierce

63

Naples

20

R Myers

17

28

19

31

27

36

7

47

1

3

19

53

0

3

4

.n.

4

0  
0  
0  
0  
0  
5  
0  
0  
20  
34  
21  
11  
0  
1  
13  
5  
8  
29  
74  
9.78  
\$36  
4.42  
0  
6  
72  
6  
4  
41  
3  
13  
2  
2  
1  
0  
33  
15  
17  
29  
31  
7  
26  
14  
0

St. Augustine

24

Sanford

14

5

5

9

1,081

565

516

2015 Medical Examiners Commission Drug Report

0

5

26

14

14

26

27

6

23

6

1

8

4

45

5

39

46

32

13

13

4

39

21

11

13

13

7

71

2

Port Charlotte

44

47

32

2



Ci)

63  
3'6

Florida Keys

5  
11  
9

West Palm Beach

41  
16  
32  
7

2({  
0

16  
17  
18  
19  
20  
21  
22

2

67

4

9

15

6

18

5

Tampa

11

2  
7

8

Panama City

I

8

2

8  
7

44  
23

47  
20  
34

13

I • Present

5  
41  
19  
55  
18  
16  
28  
17  
31  
25  
35

3

5  
0  
1

14

Statewide Totals

Cause

21  
8  
7  
45  
22  
60

15  
1:0

Sarasota

I

34

83  
42  
106  
32  
2.5

Miami

Total

Cause

Live Oak

Daytona Beach

•Present

Total

Jacksonville

7

8  
9  
10  
11  
12

Deaths with Oxycodone in  
Oon"tbinati()n with:et.J&lt;l~r l)~fcl~S '

Present

3  
4

St. Petersburg

>eath,s w!th 9xv~odone Of!Jy

Cause

Tallahassee

Leesburg

.

10taJ

2

5

6

.

Total)eat\_hs with Oxy:codor.ie

5

0

0

1

103

1

0

59

34

16

39

14

4

35

19

7

7

21

14

6

5

Oxycodone Deaths by Age  
January- December 2015  
01&lt;Vc~do.n.e ~al:1\$~diDeath .

Medi~l-EI&lt;ai:nlner

District  
. :~nd~Area of'Flpdda .

Total

18-25

26-34

35-50

&gt;50

21  
8

0

1

2

11

1  
0

1  
0

3

7.

1

0  
0

1  
1

10

18

2

0  
0

2

4

Area of Florida

1

Pensacola

~4

2

3

Tallahassee  
Live Oak

15  
10

4  
5  
6

Jacksonville

83

45

Leesburg

42  
f 06  
32

22

St. Petersburg

; Tota{

7

Daytona Beach

8  
9

Gainesville

10

Lakeland

11

Miami

12  
13  
14

Sarasota  
Tampa

47  
7@

Panama City

15

West Palm Beach

16

Florida Keys

~~;• 2\$

72  
42

78

60

17

28

19

18

0

2

1

5

5

0

1

2

6

0

31

0

3

2

8

18•25

26-34

35•50

>SO

7

i3

0

1

3

4

5

1

2

7

3

0

0

1

1

0

6

3

16

32

6

10

20

4

14

4

16

9

2

1

19

35

46

0

0

0

0

0

0

3

1

7

7

31

0

0

1

7

6

2

3

2

2

3

1

8

3  
17  
0  
3  
4  
6  
10  
2  
7  
22  
0  
3  
1  
9  
2  
8  
10  
13  
1  
3  
3  
8  
2  
1  
1  
6  
3  
7  
11  
15  
1  
5  
2  
2  
0  
1  
9  
16  
2  
3  
8





9  
0  
1  
47  
27  
0  
0  
1  
1  
1  
5  
~0  
0  
0  
0  
2  
5  
80  
47  
0  
6  
8  
16  
17  
13  
33  
20  
5  
0  
0  
1  
4  
0  
15  
8  
6  
14  
21

18  
18

17  
2.9

17

Ft Lauderdale

61

44

0

4

Melbourne

76

47

1

1

19

20

Ft. Pierce

.&3

0

21

Ft. Myers

20

39

22

Port Charlotte

21

23

24

St. Augustine

11

32

13

13

7

6

Sanford

14

1,081

5

0

0  
0  
1  
  
1  
0  
2  
0  
2

565

4

Statewide Totals

Tota.I

&lt;18

36  
7

18

Naples

Age of Decedent

&lt; 18

District

Orlando

Q~Y, &#x2013; fr~se, .nt' at 'Death' ...

..

Age of Decedent

2015 Medical Examiners Commission Drug Report

0

2

12

17

2

3

8

31  
7

3

4

4

26

1  
3

2  
3  
1  
14  
1  
1  
0  
33  
86  
0  
198  
3  
244  
s16  
1  
0  
0  
2  
0  
22  
2  
75  
2  
11  
22  
9  
13  
26  
11  
144  
7

Page 17

Oxycodone Deaths by County  
2015

Occurrences  
Per 100,000 Population  
0  
0.01 - 4.99  
5.00 - 9.99  
10.00 - 14.99  
15.00 - 19.99

Broward  
20.00 - 24.99

2015 Medical Examiners Commission Drug Report

Page 18

Hydrocodone Deaths  
January - December 2015

Medfual . e~:ar.nhler District  
an~, Areaof Florid~

Total Deatbwith••Hydroce~one

Deaths wi:t h fl.ydrocodane Only  
. .•

Area ofHorida

•rota.1

Cause •

Present

Total

Pensacola  
Tallahassee

45  
10

13  
3

Live Oak

12

Jacksonville

72  
27  
65

4  
21  
12  
28

31

9

8

Daytona Beach  
Gainesville

32  
7  
8  
51  
15  
37  
22

1~

4

9

9

Orlando

59

13

10

Lakeland

35

10

11

Miami

34

10

12

Sarasota

28

11

13

Tampa

4\$

14

Panama City

16

4

16

2

12

21

6

6

4

2

4

5

2~6

46

25

24

17

30

14

7

3

2

5

3

7

2  
5  
19  
3  
2  
1  
5

District

1  
2  
3  
4  
5

Leesburg

6  
7

St. Petersburg

:).5

West Palm Beach

18  
26

16

Florida Keys

9

17

Ft. Lauderdale

21;

18

Melbourne

39

19

Ft. Pierce

-20

Naples

21  
22  
23  
24

Ft. Myers

21  
15  
17

Port Charlotte

5



St. Augustine  
Sanford

13

Statewide Totals

..

19  
680

2015 Medical Examiners Commission Drug Report

3

10

3

7

2

3

1

9

18

15

9

13

3

9

14

444

2

4

6

0

5

1

94

v

Deaths with Hydrocodone in  
Combination With Other Drugs

Total

Cause

Present

cause

Present

1

1

6

38

2

2

5

3

7  
10  
67  
24  
58  
29  
  
0  
  
0  
0  
1  
0  
0  
1  
0  
0  
0  
0  
0  
0  
  
6  
  
2  
5  
18  
3  
2  
1  
5  
3  
  
0  
  
3  
2  
  
0  
  
3  
  
0  
0  
0  
1  
  
1  
2  
4  
5  
  
0  
2  
0  
7  
  
0  
  
3  
1  
87  
  
8  
  
40  
32  
32  
27  
41

15  
23  
7  
18  
38  
19  
  
12  
2  
4  
21  
  
12  
27  
9  
  
4  
12  
10  
10  
11  
  
16  
4  
16  
2  
12  
  
26  
5  
6  
46  
12  
31  
20  
4  
28  
22  
22  
16  
25  
11  
  
7  
5  
6  
  
21  
  
17  
  
13  
5  
8  
3  
  
8  
  
6  
6  
3  
2  
2  
  
18  
586  
  
5  
  
229  
  
12

357

11

11  
5

6

Page 19

Hydrocodone Deaths by Age  
January - December 2015  
Medi&lt;r.il fi\*&lt;lqti~er llistrict  
and Ariaa of Fl~rid~

District  
Area of Florida  
Tota:I

1  
Pensacola  
4.5

2  
Tallahassee  
10

3  
Live Oak  
12

4  
  
Jacksonville

72

5  
6

Leesburg  
St. Petersburg

27  
65

7

Daytona Beach

31

8  
9  
10  
11

Gainesville

13  
59

12

Sarasota

28

13

Tampa

46  
14

15  
16  
17  
18  
19

Panama City  
West Palm Beach

18  
2fj.

Florida Keys

9

Orlando  
Lakeland  
Miami

..

Tota'!  
13

3  
4

2.1  
12  
28  
9  
4  
13'  
1@

35  
B4

10  
1.1  
16

.&lt;

;

4

Ft. Lauderdale

21

16  
2  
12

Melbourne

39

2.1

Ft. Pierce

2i

6

6

4

2

20

Naples

15

21

22

Ft. Myers

17

Port Charlotte

5

23

St. Augustine

13

4

24

Sanford

19

6go

5

St.atewide totals

23-6

2015 Medical Examiners Commission Drug Report

.Hy:dr~~c;&gt;dene CaV\$eEI Death

Age of Decedent

18 ~25

&lt; 18

26c34

35-50

0

1

3

2

0

0

0

2

0

0

0

3

3

3

5

0

0

0

0

5

4

1

0

9  
1  
1  
0  
2  
0  
0  
0  
1  
2  
0  
0  
3  
0  
0  
2  
2  
1  
2  
0  
3  
0  
0  
0  
5  
0  
0  
3  
5  
0  
0  
0  
2  
0  
4  
0  
0  
0  
0  
2  
0  
0  
0  
1  
s  
2  
0  
0  
10  
0  
1  
1  
1  
0  
0  
1  
1  
0  
0  
2  
0  
0  
0  
0  
1  
0  
0  
0  
2  
0  
0

1  
1  
7  
28  
76

li}' ; ~oted, . ( ) 9 ~ Pr ~ \$ent a : t . Death  
Age of Decedent  
> 50

7  
1  
1  
10  
7  
14  
5  
3  
8  
6  
4  
6

Tdt ~ i  
32

8  
  
30  
14

< 18

18 ~ 2s

26 ~ 34

35 " 50

> 50

4  
0  
0  
2  
1  
1  
1  
0  
0  
1  
0  
0  
3  
0

7

9

12

1  
1  
6  
1  
2  
1  
0  
3  
1  
2





7  
8  
51  
15  
31  
22  
9  
46  
25  
24  
..  
17  
7  
9  
9  
0  
0  
0  
1  
1  
0  
2  
5  
16  
27  
s  
8  
26  
10  
8  
8  
10  
1  
33  
10  
9  
8  
5  
7  
2  
5  
14  
13  
8  
17  
10  
3  
6

1  
1  
5  
6  
4  
7  
12  
7  
0  
0  
0  
0  
0  
1  
6  
0  
1  
0  
0  
2  
3  
9  
1  
15  
41  
128  
2\$9  
0  
5  
7  
3  
7

Page 20  
Hydrocodone Deaths by County  
2015

Occurrences  
Per 100,000 Population

0  
0.01 - 4.99  
5.00 - 9.99  
10.00 - 14.99  
15.00 - 19.99

Collier  
Broward

20.00 - 24.99

> 25.00

2015 Medical Examiners Commission Drug Report

r

!)

r:t#g:P

Page 21

Methadone Deaths  
January - December 2015  
Medfoal;E:xaminerDistrkt  
. . af.1~: Area Qt.f:J6rid~ .  
District .  
Are.a of Flo(lda

1  
2

3  
4

.  
5  
6  
.7

Pensacola  
Tallahassee

5

Live Oak

6  
3Z  
33

Jacksonville  
Leesburg  
St. Petersburg  
Daytona Beach  
Gainesville

9

Orlando

10

Lakeland

11

Miami

12  
13  
14  
15  
16  
17  
. 18

Sarasota  
Tampa  
Panama City  
West Palm Beach  
Florida Keys

Ft. Lauderdale  
Melbourne

19  
20  
21  
22

Port Charlotte

23

St. Augustine

Ft. Pierce

....-

Naples

Ft. Myers

Sanford

Statewide Totals

56  
12  
15  
40  
14  
12.  
25  
42  
5  
15  
4  
15  
23  
21  
5  
19  
5  
4

,

• Catlse

18  
3  
3  
21  
17  
47  
14  
10

20  
10  
4  
17  
32  
1  
13  
1  
12  
13  
9

10

4

8  
3  
3  
7

45-3

290

201 5 Medical Examiners Commission Drug Report

.Present

11

C(1)m~!nat!~ Vitith ()thel Dr4gs

itJtal  
3

Tota!

Cause

26

4  
14

16  
2

3  
19

16  
40

12  
8

20  
10

4  
16

26  
1

12  
3

1

14  
22

12  
13

8  
4

7  
3

3  
6

15  
9

3  
4

17  
4

8  
7

5  
3

2  
2  
2  
9  
9  
1  
10  
2  
0  
2

262

138

2  
3

1

11

3  
2  
7  
3

16

9  
4

5  
20

4  
8

8  
10

4  
2

3  
3

1

3

3  
0

0  
2

11  
1

1

1  
1

10

1

12  
1

4  
0

11

2  
1

3

163

Death~ with Methadone ·jn

DeathS wi~h Methadc>oe Only

·'

Total

2H

8

24

l)>tal lPeraths with··ri;,'Iethadone

4 ··

0

1

4

!iii

Cause

2

1

0

2

1

7

2

2

0

0

0

1

6

0

1

0

0

0

1

0

1

0

0

1

28

Present

1

0

1

1

1

0

1

1

3

0

0

1

5

1

0

1

1



1  
3  
0  
1  
0  
1  
1  
2'5

4  
5  
29  
31,

49'

15  
12

37  
14  
12

i\$  
3,1

Ji  
5

17  
5  
3

8  
400.

Present  
10

2  
2  
10

Page 22

Methadone Deaths by Age  
January - December 2015

Area of floriaa

1

Pensacola

2

Tallahassee

Total  
29  
5

3

Live Oak

6

3

4

Jacksonville

32

21

5

Leesburg

3:3

17

6

7

8

St. Petersburg

Daytona Beach

56

1\$

Gainesville

15

47

14

10

9

Orlando

40

2c:1

10

Lakeland

10

District

Total

&lt;18

18

0

3

0

0

1

0

0

0

0

0

7

6

11

2

5

4

1

2

0

0

0

2

0

0

2

0

2

1

. 3

6

8

1

4

1

5

4

9

16

6

11

16

0

0

1

6

3

15

9.

0

0

5

4

0  
2  
2  
0  
2  
5  
0  
6  
io  
1  
9  
2  
4  
3  
4  
4  
4  
0  
3  
0  
9  
8  
8  
8  
0  
11  
13  
10  
0  
1  
4  
6  
1  
5  
2  
0  
3  
3  
1  
4

5

3

0

5

5

2

4

3

10.

12

0

0

3

1

0

0

0

0

0

0

0

1

0

0

0

0

1

1

2

1

2

3

1

2

1

0

0

2

1

0

5

102

4

0

0

0

1

5

1  
11  
2  
4  
6  
8  
0  
0  
0  
2  
4  
1  
0  
7  
0  
0  
0  
8  
3  
0  
0  
0  
2  
0  
0  
1  
0  
0  
10  
7  
0  
1  
0  
1  
1  
0  
0  
1  
0  
453  
290  
2  
17  
53

116

Miami

2,5

1,3

Tampa

42

17

32

14

15

Panama City

5

i

West Palm Beach

15

1'3

16

Florida Keys

4

1

17

Ft. Lauderdale

n

0

1\$

Melbourne

n

.1 9

Ft. Pierce

15

23

21

0

0

20

2.1

22

23

Naples

5

Ft. Myers

HJ

Port Charlotte

5.

Statewide Totals

18-25

0

Sarasota

Sanford

&lt;18

1

11

4

9

4

3 .

4

20 I 5 Medical Examiners Commission Drug Report

1

0

1

"

TotaJ

0

12

Meth,ad~me ~res\_ent at . []~atl\1  
Age of Decedent

&gt;50

35-50

0

0

0

0

0

0

0

St. Augustine

18~25

26-34

14

12



24

.

Meth.:~uilene Caused·!~eatJ:a  
Age of Deced&lt;?nt

M~dical b~tniner ~ist~lct ·  
«.ind Ar~a of Florida:

2

1

1

2

1

0

0

.

26-34

0

4

35-50

2

&gt;SO

2

4

0

2

11

0

4

1

3

6

4

5

2

0

1

0

1

2

1

1

2

1

1

4

4  
0  
5  
6  
0  
0  
0  
0  
0  
0  
0  
0  
0  
3  
0  
0  
2  
163  
1  
6  
23  
1  
7  
0  
0  
1  
63  
11  
0  
0  
,  
,  
:  
,  
0  
0  
0  
1  
0  
1  
1  
1  
4

0  
4  
  
2  
1  
0  
  
70

Methadone Deaths by County  
2015



Occurrences  
Per 100,000 Population  
0  
0.01 - 4.99  
5.00 - 9.99  
10.00 - 14.99  
15.00 - 19.99

Collier  
  
Broward  
  
20.00 - 24.99  
  
> 25 .00

2015 Medical &aminers Commission Drug Report

!)  
r&riP

Occurrences of Hydrocodone, Oxycodone, and Methadone  
(Present and Cause)  
2006 to 2015



2000  
VI  
Q)

u  
  
c  
  
~  
·  
:::i

u  
u  
  
0

1500 -!

~  
~

I  
1000

I

~-----·-----

;#'=

I

'O

· · · -- , · ·

-1·-----;~\_:,...--

·----- - - - - -

----- -

500

-

·-----,-----.:A.::" ----- - - - - - ~--

,-----·...\_

...

~

....

I

--Ii

...,...

i

4-

....

2014

2015

-----·-----·-----·-----·-----·-----·-----·-----·-----·-----

·- -----,-----·-----·-----7

0

2006

2007

IL\_

2008

2009

...,\_Hydrocodone

2010

2011

~Oxycodone

2012

,

2013

Methadone

-----•-----•

2015 Medical Examiners Commission Drug Report

Page 25

Deaths Caused by Hydrocodone, Oxycodone, and Methadone  
2006 to 2015

1600

I

-----•

1400

-----#-----  
-----  
-----

1200 '

ec 1000

VI

-----•-----•-----•-----•-----

QI

t:

::J

u

u

-----

0

....\_

0

•\_

QI

\_o

\_a::=\_\_\_\_\_=:A\_\_\_\_\_

~

E

::J

z

400  
200  
0  
-1-  
--  
1  
2006  
-.  
2007  
2008  
2009  
2010  
2011  
.....\_Hydrocodone r .;fEJQxycodone  
I\_\_\_\_\_ -  
2012  
2013  
.-----~----- ,  
2014  
2015  
Methadone  
'  
.....  
.....~-----~  
20 I 5 Medical Examiners Commission Drug Report  
Page 26  
Morphine Deaths  
January - December 2015  
MedicatlE~all'!in~r C&gt;lstrict  
~nd )\re{} of'FIO,rj(la . .  
Total Deat-hs wtth Morphine  
q:~aths  
wit~-M.orphine Qnly.  
~;  
'  
Qistrict  
Area of Florida  
Total  
Cause

Present  
Total  
Cause  
1  
Pensacola  
64  
2  
Tallahassee  
9  
Live Oak  
5  
Jacksonville  
100  
Leesburg  
41  
Iii  
St. Petersburg  
+s  
7.  
8  
Daytona Beach  
118  
4:S  
21  
8  
3  
29  
18  
58  
5  
2  
3  
4  
5  
17  
4  
9  
Orlando  
10  
Lakeland  
5-0

i1

Miami

12  
13  
14  
15  
16  
17.

Sarasota

43  
1  
2  
71  
23  
60  
31  
8  
128  
21  
94  
53  
58  
4  
48  
5

1  
0  
1  
0  
2  
3  
2  
1  
2  
1  
0  
2  
4  
1  
4  
1  
8  
2  
1  
0  
0  
0  
0  
1

Gainesville

25  
194

Tampa

157  
122  
99

Panama City

15



West Palm Beach

64

Florida Keys

15

Melbourne

7

96

63

19

20

Ft. Pierce

3.8

Naples

21

Ft. Myers

22

Port Charlotte

23

24

St. Augustine

28

66

25

14

44

23

21

46

5

7

35

1,483

895

Ft. Lauderdale

Sanford

Statewide Totals

2015 Medical Examiners Commission Drug Report

77

22

17

66

29

63

69

41

11

16  
2  
19  
19  
15  
7  
20  
20  
7  
13  
588

2  
4  
3

5

14  
9  
4  
10

12  
4  
6  
1  
11

s  
1  
1  
0  
3  
1  
3  
125

37

Prese:nt

4  
2  
1  
4  
1  
12  
2  
4  
12  
8  
4  
8  
8  
3  
2  
0  
3  
3  
0

1  
0

neath~ wt~11

M&lt;it:pttine f'1

C~binati l:)I:l ~ith~ Oth er Dttlge

binat,1,0.1 Ich= Ocher Dec:9

Total

Cal;lse

•Present

59

42

1

1

17

6

2

25

17

46

15

7

3•

96

38

.103

44

2:0

180

41

153

112

87

11

58

6

85

58

3}

27

66

3

1

2

22

13

88

~,JS8

32

71

21

57

29

7

126

20

94

51

54

3  
44  
4  
69  
42  
22  
21  
46  
5

7  
21  
858

13

54  
21  
59  
61  
33  
8

14  
2  
16  
16  
15  
6  
20  
17  
6  
11

soo

Page 27

Morphine Deaths by Age  
January - December 2015

.

Morphine-caused Death

Medical & Mortality Statistics  
of Florida

Morphine Present at Death

Age of Decedent

Age of Decedent

Area of Florida

Total

Total

1

Pensacola

64

2

Tallahassee

9

3

Live Oak

4

5

<18

18-25

26-3.4

35-50

>50

Total

<18

1&-25

26-34

35-50

43

1

14

9

21

4

1

8

1

1

6

5

2

3

0

2

1

Jacksonville

100

71

0

22

5

41

i3

0

3

5

6

St. Petersburg

118

7

Daytona Beach

4'8

60

31

0

0

8

Gainesville

25

9

Orlando

194

8

128

0

1

10

18

32

10

Lakeland

so .

21

11

Miami

1\$7 ..

94

0

1

Sarasota

122

53

7

8

16

5

12

20

16

40

i2

13

14

Tampa

58

3

10

Panama City

99

15

2

2

15

16.

West Palm Beach

64.

1

5

Florida Keys

7

5

17

Ft. Lauderdale

96

77

0

2

1

13

1

15

8  
5  
0  
3  
0  
11  
3  
1  
2  
7

5  
4  
3  
1

11  
5  
19  
8  
7

12

Leesburg

0  
0  
32  
7  
19  
13  
3  
52  
8  
38  
17  
22  
0  
18  
3  
32  
18  
5  
4  
10  
3  
4

1  
0  
0  
1  
0  
5  
0  
1  
5  
1  
2  
10  
1  
0  
2  
0  
0  
1  
1  
2  
2  
1



1  
3  
0  
0  
0  
0  
0  
0  
0  
0  
0  
1  
0  
1  
1  
1  
0  
0  
0  
0  
0  
0  
0  
0  
0  
0  
0  
0  
0  
13  
0  
5  
0  
0  
6  
14  
1  
2  
0  
3  
1  
38  
Dtstrict  
4  
48  
18  
Melbourne  
63  
44  
19  
Ft. Pierce  
38

23

20

Naples

28

21

46

S.

7

21

Ft. Myers

66

22

23

24

Port Charlotte

25

St. Augustine

14

Sanford

35

22

i,483

895

Statewide Totals

2015 Medical Examiners Commission Drug Report

0

0

0

0

0

0

1

1

0

0

1

0

0

0

6

0

2

4

91

9

6

0  
35  
3  
28  
16  
15  
0  
6  
1  
10  
4  
9  
8  
12  
1  
0  
7  
211  
  
9  
331  
  
11  
  
29  
  
8  
  
18  
  
32  
10  
  
58  
  
4  
  
17  
  
27  
  
66  
  
9  
  
29  
  
17  
  
12  
  
63  
  
12  
  
69  
41  
  
16  
4  
  
11  
  
21  
1  
  
16  
2  
  
23

19  
18  
19  
15  
8  
7  
1  
1  
7  
20  
20  
7  
2  
2\$5  
588  
16  
13  
>50  
8  
30  
6  
8  
1  
1  
22  
27  
7  
8  
0  
3  
s  
11  
3  
4  
11  
0  
1  
2  
1  
0  
5  
1  
9  
3  
10  
6

2

16

1

5

3

3

93

160

6

294

Page 28

Morphine Deaths by County  
2015

Occurrences  
Per 100,000 Population

0

0.01 - 4.99

5.00 - 9.99

10.00 - 14.99

Broward

15.00 - 19.99

20.00 - 24.99

> 25.00

20/ 5 Medical Examiners Commission Drug Report

!)  
rdtiP

Page 29

Fentanyl Deaths  
January - December 2015  
rviedb:~ .Exa~inel7 i;)istrict

.. .' a!l4 Area of ~JJ?ri~a

Tl)tal Death,wlth F~taavt  
.

District

Area of Florida

Total

Cause

1

Pensacola

30

2

Tallahassee

27

1

1

48

3

Live Oak

5,

1

4

5

Jacksonville

56

Leesburg

6

St. Petersburg

7

8

Daytona Beach

9

Orlando

10

59

26

12

105

10

11

12

Lakeland

li

Miami

102

Sarasota

13

Tampa

Panama City

122

24

10

West Palm Beach

103

14

15

16  
17  
18  
19  
20  
21  
22  
23  
24

Gainesville

,

•Deaths wltb

fentanyl~

~

Total

cause

Present

Total

cal;lse

Present

,Q

0

0

3{)

27

3

4

0

8

0

0

1

0

4

3

6

2

0

0

1

1

4'8

7

3  
10

9

3

8  
1  
3

67  
14  
82  
111  
15  
9  
90

38

13

3

20

3  
4

0  
2  
5  
2  
1

11

14

13

9  
1

3

1

2

13  
0

9

2  
8

Florida Keys

3

3

82

77



Melbourne

26

Ft. Pierce

40  
25

Naples

10

Ft. Myers

31  
15

8

c;i\&gt;,m:~rnatio~ \yJ~n• O~!:l~i Dp11g~

Present

3  
49  
14

Ft. Lauderdale

, Deaths with Fentanyl if\

Only

12  
5  
14  
17  
3  
12

0  
8

8

92

1  
3  
1  
2  
0  
1  
0

14

1  
1  
42  
7  
41  
14  
7  
62  
12

81

108

98

14

1 .

10

51

25

9

21

8

94

3

0

0

11

10

1

71

6

1

1

3

3

1

1

34

s

25

15

0

0

1

0

0

24

7

82

3

67

23

8

7

18

0

6

3  
10  
11  
2  
30  
2  
17  
10  
7  
1  
12  
0  
4  
11  
16  
2

St. Augustine

8  
7  
19  
7  
3  
6  
3  
15  
11  
3  
0  
1  
2

Sanford

5  
4  
8  
3  
2  
10  
2  
911  
705  
2:06  
99  
63  
36

12  
812

642

171)

Port Charlotte

Statewide Totals

2015 Medical Examiners Commission Drug Report

8

0  
0

2

9

7

7

Page 30

Fentanyl Deaths by Age  
January - December 2015  
MediGale~tiiiit'ler DiS:trict  
.and Area,of.florkla •

F.entan\4 Caus~d Death••  
- -..

'

~."

•'

•.&lt;"

'

•

' •

• :

~

1

'

.Fentanyl.Pres~n'.t at Q~~th,

•

t' ..,

•,•

Age ofDecedent

Age of Decedent

District

Area of Floricia

Total

Total

<18

18-25

26-34

35-50

>50

Total

<18

18-25

26-34

35-50

>50

1

2

Pensacola

30

5

27

0

0

4

6

0

0

11

6

1

0

12

2

18

5

2

16

3

10

21

3

4

1

0

0

0

1

1

3

0

9

0

0

0

0

Tallahassee

1

3

Live Oak

1

4

Jacksonville

56

5

6

Leesburg

:10

1

48

7

St. Petersburg

59

4:9

7

8•

9

Daytona Beach

26

14

West Palm Beach

10

103

1.5

9

90

Florida Keys

3

3

Ft. Lauderdale

&2

77

Melbourne

40

26

Ft. Pierce

8.

7

0

0

0

0

0

0

0

0

1

1

0

1

0

0

0

0

0

0

0

Gainesville

12

9

Orlando

105

67

10

Lakeland

11

Miami

12

Sarasota

17

102

122

24

82

111

13

Tampa

14:

Panama City

15

16

17

18

19 "

14-

20

Naples

25

10

21

Ft. Myers

31

19

22

Port Charlotte

15

7

0

23

st: Augustine

8

3

24

Sanford

15

911

11

0

0

3

Stat-e-wide totals

705

2015 Medical Examiners Commission Drug Report

0

0

7

1



3  
2  
  
1  
4  
1  
8  
16  
0  
1  
11  
  
0  
11  
  
2  
0  
2  
1  
0  
0  
3  
78  
  
10  
  
2  
14  
2  
2  
22  
7  
29  
34  
1  
0  
37  
2  
24  
  
0  
  
1  
19  
2  
14  
5  
4  
25  
3  
34  
39  
8  
4  
33  
1  
  
28  
  
6  
  
11  
  
1  
0  
2  
1  
  
4  
4  
10



9  
1  
13  
0  
5  
14  
17  
.  
0  
1  
1  
1  
4  
4  
1  
5  
0  
3  
0  
2  
2  
2  
3  
0  
10  
1  
1  
2  
4  
0  
1  
3  
0  
1  
1  
0  
5  
0  
2  
5  
7  
2  
2  
0  
2  
1  
1  
2  
0  
1  
1  
1

0  
2  
0  
0  
1  
3  
0  
6  
3  
2  
17  
2  
12  
4  
6  
0  
5  
0  
1  
7  
12  
0  
2  
8  
0  
1  
0  
4  
2  
0  
4  
0  
1  
0  
0  
0  
0  
0  
0  
7  
1  
8  
6  
3  
4  
268  
149

1Q6  
s  
20  
34  
46  
101  
5

Page 31

Fentanyl Deaths by County  
2015

Occurrences  
Per 100,000 Population

0  
0.01 - 4.99  
5.00 - 9.99  
10.00 - 14.99

Collier

Broward

15.00-19.99  
20.00 - 24.99  
> 25.00

2015 Medical Examiners Commission Drug Report

r  
!)  
c)ttP


Page 32

Historical Overview of Fentanyl

Occurrences 1

(Present and Cause)  
2003 to 2015

r ooI



i

-

900  
800  
700

--

VI

Q.J

16°0 1  
0

'+-

500

0

Qi

\_( )


E 400

::J

z

-----

300  
200  
100  
0



.., \_~~~~~

2003

2004

1

2005

2006

-----r

2007

2008

,

~--

2009

2010

2011

2012

2013

2014

2015

-.Fentanyl Related Deaths

1

The number of fentanyl/ occurrences indicated includes occurrences of fentanyl analogs.

2015 Medical Examiners Commission Drug Report

Page 33

Frequency of Occurrence of Fentanyl Analogs

Total Occurrences =96  
January - December 2015

Butyryl Fentanyl

13

1.3%

Note: While not officially tracked in 2015, several medical examiner offices voluntarily reported data for occurrences of illicit fentanyl analogs.

2015 Medical Examiners Commission Drug Report

Page 34

Prescription Drugs in Medical Examiner Deaths

2014 versus 2015  
Miami-Dade County District

and Area of Florida

Total Prescription Drug Deaths  
in ME Deaths  
by District

District

Area of Florida

2014

1  
2

Pensacola

- 150
- 69
- 36
- 306
- 239
- 479
- 162
- 97
- 506
- 185
- 389
- 217
- 305
- 84
- 350
- 27
- 256
- 211
- 213
- 73
- 203
- 70
- 83
- 64
- 4;174

Tallahassee

3

Live Oak

4

Jacksonville

\$

Leesburg

6

St. Petersburg

7

Daytona Beach

8

Gainesville

9

Orlando

10

11

12

Lakeland

13

Tampa

14

15

16

17

1\$

Miami

Sarasota

Panama City

West Palm Beach

Florida Keys

Ft. Lauderdale

Melbourne

19

Ft. Pierce

20

Naples

- 2.1

22

23

24

Ft. Myers

Port Charlotte

St. Augustine

Sanford



s:atf?wldc Totals  
These tables are based on prescription  
drugs tracked by the Medical  
Examiners Commission and reported  
by Florida Medico/ Examiners. Do not  
odd ocrass columns.

2015 Medic al

I

- 2015
- 208
- 51
- 36
- 355
- 191
- 472
- 174
- 106
- 518
- 199
- 541
- 332
- 360
- 89
- 394
- 52
- 292
- 271
- 197
- 87
- 207
- 70
- 69
- 93
- S,364

I

PFesqtip~ion Dru~

~Pr~~~'tand (;au~el

.•

Percent  
Clll'ai'.lg\$!  
~~. 7%  
.,.z~~i~

0.-0%

. il?1P%  
-~(;&gt;.1,%

-LS.%  
7.4%  
~.3%

4,43  
7.6%  
,3~,1%  
SJ;(,)%

. 1~-0%.

G,0%  
12,6%  
'9:2.6%

• H.1%  
28.4% .  
-7..5\$.  
1fil.i %  
4•.0%  
0~0%  
-16.~%  
45 .3~ .  
12.4~

These individuals died with one or more prescription drugs in their system. The drugs were identified as either the cause of death or merely present in the decedent and also may have been mixed with illicit drugs and/or alcohol.

Examiners Commission Drug Report

Acdde~ilta[P~ths wi.th .

2014  
85  
34  
16  
187  
137  
277  
70  
33  
272  
100  
174  
126  
159  
40  
201  
13  
167  
115  
100  
45  
101  
35  
43  
38  
2,568

I

2015  
128  
22  
22  
  
220  
103  
278  
97  
51  
307  
96

288  
224  
188

43  
251  
21  
220  
161  
107  
49  
118  
36  
30  
44  
3,, ];04

I Percent  
Change

50.6%  
~3J»3%  
  
37.5%  
'17.6%  
-2/1.8~

Q.4%  
3'8.f?%  
54.5%  
12:9%  
-4-0%

15:55%  
]7;8%

18>;  
. ;2z%  
7.\$%

i4:su  
91.s% .  
3·4j%  
f,Q,9%  
7.0%

8'9%

i6;8%  
2.9,%  
-30.2%

t:>.&%;  
29,;!}%

The manner of death for these decedents was reported as accidental. These individuals died with one or more prescription drugs in their system. The drugs were identified as either the cause of death or merely present in the decedent and also may have been mixed with illicit drugs and/or alcohol.

Açç;~~htafDeaths Caused by.  
.Pr~scriptioo prug\$

2014  
62  
20  
10  
134  
84  
226  
43  
18  
176

48  
90  
105  
114  
24  
155  
9  
136

76  
64  
37  
57  
12  
21  
31  
1,152

I

2015  
91  
14  
15  
161  
63  
212  
69  
30  
219  
58  
166  
176  
134  
23  
182  
12  
194  
114  
69  
39  
77

19  
19  
35  
2,191

Percent

Clllange

46 ..~%  
:-:30;Q%

so.0% '  
40~ 1%

-2',5.0%'  
-6.2%  
~0-?~f  
66,,7% .

24.4%

tO.\$%  
"MA~-

97.~%

. 1q'.s%

-4.;z%

1%4%

3:i.3%

42.()%

so:OM)

1;8%

SA%

35,1%

• 58:3%

- '9.5%

..12:9%

2s.i%

The manner of death for these decedents was reported as accidental. These individuals died with at least one prescription drug in their system that was identified as causing or contributing to the death. These drugs may also have been mixed with illicit drugs and/or alcohol.

Page 35

Cocaine Deaths  
January- December 2015  
Medical Examiner's Office  
• • • and Area  
District

Area

of Florida

Total ; Deaths with Cocaine • •  
Cause

Present

Total

Cause

Present

Total

Cause

Present

31

6

1

64

30

63

17

20

124

20

49

12

4

82

24

38  
20  
14  
•2  
1  
25  
10  
79  
32  
41  
11  
4  
69  
21  
34  
14  
5  
63  
13  
6  
174  
45  
56  
12  
64  
44.  
1:1.  
8  
1  
0  
13  
3  
4  
6  
6  
16  
2  
27  
6  
14  
4  
66  
11  
6  
1  
1  
9  
12  
10  
1  
4  
16  
4  
17  
.:to

5  
3

1..57  
8

Pensacola

80

2  
3

Tallahassee

:J.8

Live Oak

4

Jacksonville

5  
14'6

Leesburg

6

St. Petersburg

7  
8  
9  
10

Daytona Beach  
Gainesville

54  
101  
37  
31 ,."

Orlando

203

Lakeland

3~

11

Miami

28~

115

12  
13

Sarasota

134

i4  
15

Panama City

16  
17  
18  
19  
2021  
22  
23  
24

Florida Keys

13

Ft. Lauderdale

Naples

152  
86  
49  
23

89  
28  
3  
109  
4  
113  
53  
26  
14

Ft. Myers

71

22

Port Charlotte

12

St. Augustine

9  
16  
1,834

3  
1  
11  
967

Tampa  
West Palm Beach

Melbourne

Ft. Pierce

Sanford

Stat@wide Totals

C.:l.tnbination .Vifith...~herQrug' . .

Tot.al

1



5

.Deaths with.Cotaine tn

Deaths w.ith .Cocaine'Qnly

84

15  
173 .

2015 Medical Examiners Commission Drug Report

9

39  
33  
23  
9  
49  
9  
8

22

15  
14  
7

21

8  
16  
5

20  
12  
6  
6  
4

5

2  
2  
3

867

289

5

7  
1  
11

2  
16  
6  
1  
4  
1  
0  
0  
2  
137

4  
6  
5

L  
3  
2  
2  
1  
143  
  
16  
  
5  
  
4  
1,24  
  
0  
  
3'9  
  
18  
  
87  
  
53  
  
30  
  
16  
16  
108  
16  
98  
84  
  
21  
171  
27  
245.  
  
i~3  
63  
  
:r-:.  
  
55  
  
132  
  
74  
43  
  
21  
  
2  
98  
2  
97  
47  
25  
  
17  
  
lei  
  
67  
  
7  
13  
  
21  
3  
1

9

1,ss4

8~0

10

11

147

39

42

8

59

6

35

27

18

7

46

7

6

4

724

Page 36

Cocaine Deaths by Age  
January - December 2015  
, .

Medic~1 E~a:mlner O:istr:kt  
llf&gt;ld Area .of Ffprida

District

Area of Florida

.1

Pensacola

•Co&lt;;~•in~ C?Ju~ed

c

&lt;18

18-25

26-34

35c50

&gt;50

Total

&lt;18

18-25

26-34

35-50

&gt;50

3i

0  
0  
0  
0  
0  
0  
0  
0  
1  
0  
0  
1

2  
0  
0  
7  
5  
5  
1  
5

7  
0  
0  
16  
3  
15  
3  
1  
28  
6  
25  
19  
2  
0  
36  
0  
20

13

4' ~ .

4  
0  
17  
8  
20  
4  
5  
31  
10  
34  
23

12  
4

7  
3  
1  
19  
6

16  
4  
0  
24

7  
16  
14  
6  
33  
3  
55  
18  
  
18  
2  
2  
27  
5  
  
6  
  
10  
  
1  
0  
0  
0  
0  
0  
0  
0  
0  
0  
0  
2  
0  
1  
0  
1  
0  
1  
0  
2  
  
7  
  
10  
  
9  
2  
1  
24  
14  
23  
9  
9  
53  
3  
41  
40  
7  
2  
42  
4  
38  
25  
  
5  
  
3  
  
4  
0  
0  
3

7  
1  
0  
6  
373

2

Tallahassee

::1;8

.(S

Live Oak

S

1

4,

Jacksonville

146

64

Leesburg

54

3•0

St. Petersburg

6:1}

17

6

7

•8

Daytona Beach

101

37

Gainesville

31

io

9

Orlando

124 .

10

Lakeland

103

33

11

12

Yip

Miami

115

Sarasota

i3

Tampa

14

Panama City

289

134

84

15

is

West Palm Beach

16

Florida Keys

u

Ft. Lauderdale'

173

13

152

109

'4

11;3

20

89

ZR

19

Ft. Pierce

49

' 1 .{;

2o

2i

Naples

23

14

Ft. Myers

n

22

22

Port Charlotte

12

3  
23  
24  
St. Augustine  
9  
Sanford  
i6  
1  
11  
0  
0  
0  
0  
0  
0  
0  
1  
1  
1  
0  
0  
0  
1,834  
967  
s  
Melbourne  
Statewide Totals  
Cocaine Pfound at O, ~tlh  
Age of Decedent  
..1  
Tot~I  
3  
18 ..  
-  
Age of pecedent  
fatal  
80  
..  
5'  
pea,i:..  
3  
5~  
86 .



11  
1  
15  
6  
4  
0  
10

0  
18  
1  
2  
1  
4  
0  
0  
0

98

209

15  
1  
21  
0  
37  
17  
7  
4  
6  
2  
1  
2  
: 2.82

82  
24

3.8

20  
11

19  
13  
174

45  
5.6  
12

64  
9

39  
33.

23  
9

49

9

8  
5  
867

,

0  
0  
0  
0  
0  
8

3  
1  
12  
6  
1  
2  
1  
10

5  
32  
3  
2  
0  
16  
1  
6  
4  
2  
1  
4  
0  
2  
1

12.2

11

1  
1  
14  
3  
36  
14  
7  
3  
17  
5  
9  
11

5  
2

21  
7  
19  
1  
12  
9  
5

10

3  
3  
22  
2  
49  
10  
25  
2

11  
2  
11  
9  
9  
1  
0  
1  
3  
19  
3  
5  
3  
3  
13  
5  
1  
0

190  
~03  
144  
13

Page 37

Cocaine Deaths by County  
2015

Occurrences  
Per 100,000 Population

0  
0.01 - 4.99  
5.00 - 9.99  
10.00 - 14.99  
Brtiwa(d  
15.00 - 19.99  
20.00 - 24.99  
> 25.00

2015 Medical Examiners Commission Drug Report

~  
I  
~arf'

Page 38

Cocaine Related Deaths by Medical Examiner District  
(Present and Cause)  
2001 to 2015

'•  
..  
...  
l?lstrict

Are, . \_ of Plot: @ ~

• , 2 . gq1

. ; z002

200 ~

20Q4

~ - 005

1

2

Pensacola  
Tallahassee

23

46

28

37

33

59

38

69

58

3

live Oak  
Jac ; kspnville

8

108

7

13

148

184

Leesburg  
St. Petersburg

38

47

56

22

205

69

16

246

21

81

89

116

150

19

195

60

138

35

15

77

48

116

30

42

45

124

43

43

43

Lakeland

IViarni

37

12

94

33

149

136

46

165

75

151

189

162

39

56

20

46

79

14

Sarasota

Tampa

Pamlmactty

15

16

17

West Palm Beach

Florida Keys

Ft. Lauderdale

125

113

83  
81  
31  
147

160  
69  
108  
22

64  
47  
178  
53  
182

14  
94

16  
121

138

1,8

Melbourne  
Ft. Pierce-  
Naples  
Ft. Myers

35  
39  
17

48  
33

66  
33

23

15

43  
21

27

55

68

Port Charlotte

6

3

St. Augustine  
Sanford

7  
15

5  
23

24

20

13  
1,614

11

22

1,702

1,943

4

5

6

7

9

9

10

11

12

13

19

20

2i

22

23

24

Daytona Beach

Gainesville

Odal'ldo

Statewide Total

1,105

24

13

1,307

2015 Medical Examiners Commission Drug Report

43

11

2006

78

51

185

2.0.07

76

40

10

6

S

107

146

57

62  
98

54

113

2011  
•34  
36  
8

248  
45  
173

13  
165  
67

16  
125  
56

9  
115  
52

154

139

134

112

125

100

84  
42

51  
32

44  
39

179  
40

43  
34  
124  
29

36  
30  
120  
27

37



190  
41

58  
39  
145  
35  
155

184  
54

201  
75  
146

191

168

18

16

136  
84  
58  
24

150  
80  
45  
34

84

78

96

79

10

14  
24

14

19

17  
20

33  
35

2,052

Z,179

10  
120  
62

10  
119

48

13

119  
46

36  
25

281

151

31  
23

56  
27

33  
30

105

24  
197

2013

34  
25

2009

106  
130  
32

83  
115

2010

2012

2008

17  
143

59  
54  
20  
126

27  
157  
62  
46

15  
146

14  
135

68  
47

29

15  
67

59  
35  
21

158  
31

198  
57  
83  
9  
106

96

9  
182

11

7

127  
49

2015  
80  
18

20

34  
30

101  
37

198

29  
137  
37  
226

181  
33  
234

60  
59

60  
74

84  
65

134

10

11

13

87

105

143

15  
173  
  
13  
129  
52  
  
4  
  
6  
  
13  
  
102  
  
99  
60  
50  
29  
  
152  
86  
49  
23  
  
20  
  
115  
38  
40  
  
13  
  
23  
  
24  
16  
  
53  
34  
10  
  
31  
203  
33  
289  
84  
  
53  
  
73  
  
56  
  
51  
  
63  
  
71  
  
5  
23  
  
7  
15  
20  
  
2  
11  
14

12  
9  
24  
9  
11  
19  
10  
1  
26  
9  
19  
32  
24  
16  
1,791  
1,462  
1;4.02  
1,444  
1,318  
1,337  
1,508  
1,834  
14  
27  
48  
128  
42  
2014  
56  
Page 39  
Historical Overview of Cocaine Occurrences  
(Present and Cause)  
2001 to 2015  
-----  
2500  
~  
2000 '  
-----  
'  
-----  
-----  
-----  
~

- -

4-

0

Qi

.0

E

1000

::1

Z

500

I

I

l

I'

O ,

.

-----

.-

+-----~--

-----•-----

----- 1

l

!

,

I

II

I

I

2001

2002

2003

2004

2005

2006

2001

200s

II

I

2009

...\_Cocaine Related Deaths

2010

2011

2012

2013

2014

201s

I

-J

2015 Medical Examiners Commission Drug Report

Page 40

Heroin Deaths  
January- December 2015  
~dic:al E~'&lt;ltn:jn~t Dlstrid:  
apd Ate.a of Flf.lrida  
District

1

Area of Florida  
Pensacola

2

Tallahassee

3

4

5

6

7

8

9

10

11

12

13

Tetal

TqfaJ ..

Live Oak

28

0

1

Jacksonville

4~

Leesburg

St. Petersburg

8

Daytona Beach

14

20

Gainesville

Orlando

3

1Q8

Lakeland

Miami

Sarasota

Deaths

1()'

92

68

with Heroin ,

9

1

1

0

7

0

0

0

0

0

0

0

16

0

8

0

91

68

35

.Q

0

0

0

Q

0

0

0

0



0  
0  
0

'1.7

27

0  
5  
0  
1  
1  
0  
3  
0

3

14

Panama City

15

West Palm Beach

16  
17  
18  
19

Florida Keys  
Ft. Lauderdale

80

76

Melbourne

11

Ft. Pierce

12  
8

Naples

11

20  
21  
22  
23  
24

0  
( )

0  
0  
0  
2  
0  
0  
0  
0  
0  
0

0  
1  
35  
4  
16\$  
1  
Tampa  
Tota~  
Present  
105  
10  
83  
61  
33  
4  
158  
2  
0  
2  
Ft. Myers  
43  
Port Charlotte  
St. Augustine  
2  
2  
2  
Sanford  
1~  
18  
0  
7  
0  
4  
1  
0  
0  
3  
0  
0  
1  
779  
733  
4.6  
Statewide Totals  
2015 Medical Examiners Commission Drug Report  
1  
8  
11

40

2

Deaths'wlth Heroinin  
Co~iJil~tiop w;th Other Dti:fg,s

Present

0  
0  
0  
0  
0  
0  
0  
0  
0  
0  
0  
0

Cause

26  
0  
40  
8  
13  
19

Peaths with .i:teroin•6ni't

T9.t~1

0  
0  
0  
2

.b

0  
0  
0

0

16

0  
8

Cause

0  
0  
0  
0  
0  
0  
0  
0  
0  
0  
0  
0  
0  
0

?:8

:Ci

1;  
43

S:

14  
~0

3

1:08

w

4  
149

1  
72  
12  
8  
11  
43  
2•

2  
19  
752

Cause

26  
0  
1  
38  
8  
13

19  
3  
105  
10  
82  
61  
33  
4  
142  
1  
68  
11  
8  
11

40  
2  
2  
18  
706

Present

2  
0  
0  
5  
0  
1  
1  
0  
3  
0  
9  
7

2  
0  
7  
0  
4  
1  
0

0  
3  
0  
0  
1  
46

Page 41

Heroin Deaths by Age  
January- December 2015  
Medfoal Ex.aminer District  
• ;;ind.Area ef .Florida ..  
.

. •• h\_

p.

,

••; .

..

,

.

&lt;!·"

Area of Florida

Total

rota~

Pensacola

28

26

?

Tallahassee

0

0

..

3

Live Oak

1

1

4

5

6

7

8

9

Jacksonville

45

40

Leesburg

8  
1:4  
20  
3  
10\$

8

St. Petersburg  
Daytona Beach  
Gainesville  
Orlando

10

Lakeland

11

Miami

12

13

19

3

io.s

83

Sarasota

10

92

68

13

Tampa

35

3g

14

Panama City

4

15

West Palm Beach

4

165

10

61

15\$

1

16

Florida Keys

17

Ft. Lauderdale

1

80

i~

Melbourne

12

19

Ft. Pierce

8

11

8

20

Naples

1J.

H

21

22

23

24

76

.,

18~25

26-34

35-50

0

0

0

0

0

0

0

0

1

0

1

0

0

0

0

0

0

0

0

2

0

0

7

0  
1  
2  
1  
9  
1  
12  
13

12  
0  
0  
12  
3  
5

8  
0  
0  
19  
3  
4  
5  
0  
48

40  
2

St. Augustine

i  
2  
2'

Sanford

1~  
18  
1  
0  
0  
0

779  
733  
3

Ft. Myers

•Statewide T9tals

Heroth Prestinta:t.D~at~.

,

2015 Medical Examiners Commission Drug Report

4  
0

35  
0  
17  
1





0  
31  
5  
2  
3  
8  
1  
0  
8  
2:65

>50

Tot<ail

<18

.18-25

0  
0  
0  
1  
0  
0  
0  
0  
0  
0  
0  
0  
3  
0  
0

4

2

0

0

0

0

1

2

2

3

0

5

0

0

s

0

16

1

9

5

6

2

18

0

13

2

0

0

0

13

0  
1  
0

103

1.  
1  
0  
~.  
0  
~.

j  
2  
0  
7

0  
0  
0  
0  
0  
0  
0  
0  
0  
0  
0  
0

0  
0  
0  
0  
0  
0  
0

3  
0  
0  
0  
0  
0

0

0  
0  
0

0  
0  
0

1  
46

0  
0

0  
7

0  
4

1.  
0  
0

3  
.0

26-34

35-50

>50

1

0

1

0

0

0

2

0

0

1

0

1

0

0

0

1

0

0

2

0

5

3

1

0

3

0

1

1

0

1

0  
0  
0  
0  
4  
0  
1  
0  
0  
0  
1  
0  
0  
0  
0  
1  
0  
0  
1  
0  
0  
1  
0  
0  
11  
18  
19

Page 42

Heroin Deaths by County  
2015

Occurrences  
Per 100,000 Population  
0  
0.01 - 4.99  
5.00 - 9.99  
10.00 - 14.99  
15 .00 - 19.99

Collier

Broward

20.00 - 24.99

> 25.00

2015 Medical Examiners Commission Drug Report

Page 43

Heroin Related Deaths by Medical Examiner District1  
(Present and Cause)  
2001 to 2015

District

2Q01

ioo2

2•0.os

2004

:2!}QS

2006

2.ob1

200\$'

2009

201-0

2011

2012

2.013

~.014

2015

1

0

0

0

0

1

0

1

2

0

0

1

3

12

28

0

0

0

0

0

0

0

1

0  
1  
2  
0  
0  
0  
0  
0  
0  
1  
0  
1  
8  
3  
4  
1  
3  
14  
15  
16  
45  
1

Area of Florida  
Pensacola

2

Tallahass~e

1  
0  
1  
3

Live Oak  
Jacksonville

0  
0  
0

0  
0  
0  
13  
17  
7  
5  
5  
4

Leesburg  
St. Petersburg

1  
s  
2  
1  
0  
0  
0  
0  
1  
3  
2  
16  
8  
33  
23  
14  
13  
7  
12  
s  
s  
1  
32  
9  
3  
1





33  
38  
22  
15  
7  
16  
16  
24  
10  
18  
26  
41  
83  
108  
4  
s  
6  
>  
10  
Daytona Beach  
Gainesville  
Orlando  
Lakeland  
1  
2  
0  
3  
2  
2  
0  
0  
2  
1  
0  
1  
4  
7  
10

11

Miami

39

46

32

18

22

20

26

38

30

26

15

33

40

60

92

12

Sarasota

Tampa

Panama City

s

5

20

15

9

14

4

19

4

2

2

8

19

SS

68

34

34  
19  
14  
6  
7  
11  
s  
2  
1  
2  
2  
3  
22  
35  
0  
0  
0  
0  
0  
0  
0  
1  
0  
0  
2  
2  
4

West Palm Beach  
Florida Ke.ys

68  
41  
28  
29  
19

8

10

7

7

4

12

6

20

51

165

4

5

0

1

0

1

0

1

1

0

0

1

1

0

1

Ft. Lauderdale  
Melbourne

53

50

49

35

17

13

4

17

8

s  
3  
9  
11  
28  
80  
6  
9  
10  
3  
2  
1  
1  
1  
2  
0  
0  
0  
2  
7  
12

Ft. Pierce  
Naples ·.  
Ft. Myers

3  
4  
3  
3  
1  
3  
3  
3  
1  
1  
1  
2  
2

7

8

7

8

9

13

14

15

16

17

18

19

20

21

Port Charlotte

23

St. Augustine

24

Sanford

Statewide Totals

22

7

17

3

4

1

4

1

1

0

0

0

0

2

14

11

s

11

13

4

1

2

4  
7  
9  
0  
1  
4  
12  
30  
43  
0  
s  
0  
1  
3  
1  
0  
0  
1  
0  
0  
1  
1  
3  
2  
0  
1  
0  
0  
0  
0  
0  
0  
0  
0  
1  
0  
1



1  
1  
2  
6  
3  
7  
4  
4  
0  
7  
3  
1  
1  
2  
1  
7  
18  
19  
328  
326  
261  
180  
122  
96  
110  
132  
111  
58  
62  
117  
199  
447  
779  
1

Prior to 2013, only deaths caused by heroin were provided in this chart. The chart has been updated to reflect deaths in which heroin was the cause of death or merely present at the

Historical Overview of Heroin Occurrences  
(Present and Cause)  
2001 to 2015

.....  
.....  
..... .1

::r

i

.....  
.....

.....

.....

700 - - - -

.....

600 ..----

"'u

QJ

c

QJ

~ 500

u

u

0

4-

0

Cu

..c

400

-1---

.....

- - - .

E

::i

z

300

!

200

~. .

100

-

~

I

•—•—

""-..

0 , - -

-

--r---~

2001

2002

- -

..

!

--- -"lllira;.-----  
----- .. .. , .. \_ . \_ ..... \_ \_ \_ \_ .. \_ \_ .. , , \_ \_ i

---,---.-----2003

2004

2005

2006

....

.....~

---.,---

2007

2008

.

,

2009

-----,I

-----.-2010

2011

2012

2013

2014

2015

-C-Heroin Related Deaths

1

•-----•-----~•-----

Prior to 2013, only deaths caused by heroin were provided in this graph. The graph has been updated to reflect deaths in which heroin was the cause of death or merely present at the time of death.

2015 Medical Examiners Commission Drug Report

Drug Detected at Death: Cause vs. Present

Diazepam Deaths  
Total Occurrences= 604

Alprazolam Deaths  
Total Occurrences 1,439

=

,-

2015 Medical Examiners Commission Drug Report

-----  
-----

Morphine Deaths  
Total Occurrences= 1,483

I

i

Drug Detected at Death: Cause vs. Present

-----

Oxycodone Deaths  
Total Occurrences = 1,081

Hydrocodone Deaths  
Total Occurrences = 680

I

I

[ \_\_\_\_\_ ]

I

I

I!

-----

~ --- ~

--- ---

• • - - -I

--i

Methadone Deaths  
Total Occurrences= 453

I

I

Drug Detected at Death: Cause vs. Present  
.....;

r--

Cocaine Deaths  
Total Occurrences = 1,834

I  
I

-1

Heroin Deaths  
Total Occurrences= 779

Present  
46  
6%

\_\_\_\_\_ \_j  
.....

!

I  
i

i

FentanylDeaths  
Total Occurrences = 911

I  
I  
I

I  
I

II

Manner of Death for Cases Reported  
(Accidental, Homicide, Natural, Suicide, or Undetermined)  
.....;

Diazepam Deaths

Alprazolam Deaths  
Natural

r  
./

Undetermined  
2%

12%"'

IHomicide  
,

3%

I

Morphine Deaths

2%

2015 Medical Examiners Commission Drug Report

Page 49

Manner of Death for Cases Reported  
(Accidental, Homicide, Natural, Suicide, or Undetermined)

Hydrocodone Deaths

Oxycodone Deaths

Undetermined

1%

Homicide

3%

I

3%

-----

-----I

Methadone Deaths

I

I

Homicide,

2%

I

~-- . ----

2015 Medical Examiners Commission Drug Report

Page 50

Manner of Death for Cases Reported  
(Accidental, Homicide, Natural, Suicide, or Undetermined)

,1

,~s~:=-----Heroin Deaths

Cocaine Deaths

3%

Undetermined

1%

- Undetermined

Natural

\

Homicide

1%

----- .

Fentanyl Deaths  
Natural

5%/

2015 Medical Examiners Commission Drug Report

Page 51

Glossary

Amphetamines -A group of synthetic psychoactive drugs called central nervous system (CNS) stimulants. The collective group of amphetamines includes amphetamine, dextroamphetamine, and methamphetamine. Methamphetamine is also known as "meth," "crank," "speed," and "tina." Methamphetamine is metabolized to amphetamine, and thus, occurrences of amphetamine may represent methamphetamine ingestion rather than amphetamine ingestion.

Benzodiazepines -A family of sedative-hypnotic drugs indicated for the treatment of stress, anxiety, seizures, and alcohol withdrawal.

Benzodiazepines are often referred to as "minor tranquilizers." Xanax (alprazolam) and Valium (diazepam) are the most commonly prescribed drugs in this drug class. Many benzodiazepines are interconverted to one another, making occurrences of these drugs difficult to interpret. Exceptions include alprazolam, clonazepam, lorazepam, and midazolam.

Buprenorphine -A semi-synthetic opioid known as Buprenex, Suboxone, and Subutex indicated for the treatment of opioid addiction and moderate to severe pain.

Cannabinoids -A series of compounds found in the marijuana plant, the most psychoactive of which is THC, a strong, illicit hallucinogen. Street names for this drug are often associated with a geographic area from which it came but also include generic names like "ganja," "MJ," "ragweed," "reefer," and "grass."

Carisoprodol - Muscle relaxant indicated for the treatment of pain, muscle spasms, and limited mobility. It is often abused in conjunction with analgesics for enhanced euphoric effect. It is marketed as Soma.

Cathinones -A family of drugs containing one or more synthetic chemicals related to cathinone, an amphetamine-like stimulant found naturally in the

Khat plant. They are 'cousins' of the amphetamine family of drugs, which includes amphetamine, methamphetamine, and MDMA (ecstasy). It often goes by the street name of "Molly."

Cocaine -An illicit stimulant. Powdered cocaine goes by many street names including "C," "blow," "snow," and "nose candy," while freebase cocaine is mostly commonly known as "crack."

Ethanol - Ethyl alcohol.

Fentanyl - Synthetic opioid analgesic supplied in transdermal patches and also available for oral, nasal, intravenous, and spinal administration.

Fentanyl is also produced illicitly, and currently many fentanyl occurrences represent the ingestion of illicit fentanyl rather than pharmaceuticallymanufactured fentanyl.

2015 Medical Examiners Commission Drug Report

Page 52

Glossary(Continued)

Flunitrazepam (Rohypnol) - Commonly referred to as a "date rape" drug. It is a sedative-hypnotic drug in the benzodiazepine class. It often goes by the street name "roofies."

Gamma-Hydroxybutyric Acid (GHB)-A depressant, also known as a "date rape" drug. GHB often goes by the street name "easy lay," "scoop," "liquid X," "Georgia home boy," and "grievous bodily harm."

Hallucinogenic Phenethylamines/Piperazines- Includes such drugs as MDMA (Ecstasy, a hallucinogen}, MDA (a psychedelic), MDEA (a psychedelic hallucinogenic}, and piperazine derivatives. Ecstasy has multiple street names including "E,"

XTC," "love drug," and "clarity." MDMA is often also known by a large variety of embossed logos on the pills such as "Mitsubishis" and "Killer Bees."

Hallucinogenic Tryptamines - Natural tryptamines are commonly available in preparations of dried or brewed mushrooms, while tryptamine derivatives are sold in capsule, tablet, powder, or liquid forms. Street names include "Foxy-Methoxy," "alpha-0," and "5-MEO."

Halogenated Inhalants - Includes, but are not limited to, halogenated hydrocarbons, such as Freon, and similar halogenated substances typically used illicitly as inhalants.

Heroin -An illicit narcotic derivative. It is a semi-synthetic product of opium. Heroin also has multiple street names including "H," "hombre," and "smack."

Hydrocarbon Inhalants - Includes toluene, benzene, components of gasoline, and other similar hydrocarbons typically used illicitly as inhalants.

Hydrocodone -A narcotic analgesic (pain killer}. Vicodin and Lortab are two common drugs containing hydrocodone.

Hydromorphone -A narcotic analgesic (pain killer} used to treat moderate to severe pain. Marketed under the trade name Dilaudid, it is two to eight times more potent than morphine. Commonly used by abusers as a substitute for heroin.

Ketamine -An animal tranquilizer and a chemical relative of PCP. Street names for this drug include "special K," "vitamin K," and "cat valium."

Meperidine -A synthetic narcotic analgesic (pain killer) sold under the trade name Demerol, it is used for pre-anesthesia and the relief of moderate to severe pain.

Methadone -A synthetic narcotic analgesic (pain killer) commonly associated with heroin detoxification and maintenance programs but it is also prescribed to treat severe pain. It has been increasingly prescribed in place of oxycodone for pain management. Dolophine is one form of methadone.

2015 Medical Examiners Commission Drug Report

Glossary (Continued)

Morphine -A narcotic analgesic (pain killer) used to treat moderate to severe pain. MS (Morphine Sulfate), Kadian, and MS-Contin are the tablet forms; Roxanol is the liquid form. Heroin is metabolized to morphine, and thus, occurrences of morphine may represent heroin ingestion rather than morphine ingestion.

Nitrous Oxide (N2O) - Also known as "laughing gas," this is an inhalant (gas) that produces light anesthesia and analgesia. "Whippets" are a common form of nitrous oxide.

Oxycodone -A narcotic analgesic (pain killer}. OxyContin is one form of this drug and goes by the street name "OC." Percocet, Percodan, Roxicet, Tylox, and Roxicodone also contain oxycodone.

Oxymorphone -A narcotic analgesic (pain killer) that is often prescribed as Opana, Numorphan, and Numorphone.

Phencyclidine (PCP) -An illicit, dissociative anesthetic/hallucinogen. Common street names for this drug include "angel dust," "ace," "DOA," and "wack."

Sympathomimetic Amines ...,-A group of stimulants including phentermine (an appetite suppressant} and other sympathomimetic amines not tracked elsewhere in this report.

Synthetic Cannabinoids - Synthetic cannabinoids are man-made chemicals that are applied (often sprayed} onto plant material to mimic the effect of delta-9-tetrahydrocannabinol (THC), the psychoactive ingredient in the naturally grown marijuana plant {cannabis sativa). Synthetic cannabinoids, commonly known as "synthetic marijuana," "Spice," or "K2," are often sold in retail outlets as "herbal incense" or "potpourri" and are labeled "not for human consumption."

Tramadol -A synthetic narcotic analgesic sold under the trade name Ultram and Ultracet. Indications include the treatment of moderate to severe pain. It is a chemical analogue to codeine. Not currently a scheduled drug.

Zolpidem -A prescription medication used for the short-term treatment of insomnia; it is commonly known as Ambien.

2015 Medical Examiners Commission Drug Report



Average Deaths Per Month = 6  
Average Revives Per Month= 22  
Average Total Cases Per Month= 28  
Total Cases YTD 220

District 14 - City of Lake Worth  
Total Overdose Cases 01/01/16-08/31/16

=

70  
60 I

•  
I  
I

;  
I

f11  
~  
f11  
~

50  
~

+o  
u  
0

'-4  
~

'  
I  
l  
I  
I

;  
\

5'4 l  
I

30 .J\_  
20 l

:  
10  
0

Ii  
i  
;

!

,.Q

a  
z::s

:

rt

3S  
I

:  
1'4 :

( -1

6

I !..--~  
... \_\_;\_~ ---;Jan 2016

.

: +

14

,

Feb 2016

5  
...--~.

22

1

19

1

~

I 11 I

j

:

;

J

~

7

H

Apr 2016

May2016

I

Mar 2016

•1

-7

Jun 2016

Month

U Overdose Deaths

,

U Overdose Revives

---:

8

i

Jul 2016

Aug 2016

#### NARR SUPPORT LEVELS

FARR does not offer a rating scale that measures the efficacy or valuation of any individual Certified

Residence. Our mission is to ensure the availability of housing that is:

1. safe and dignified
- 2.

alcohol and drug free

3. a peer supportive environment

4. a good neighbor and responsible citizen

FARR Standards and the FARR Code of Ethics serve as guides for how best to achieve these four goals

and provide a basis for service provider accountability to an independent, non-profit organization

dedicated to upholding the resident's right to access high quality, recovery-oriented housing.

Some

support levels are more organically 'peer-supportive' than others and, when selecting a program, individual residents are 'best' served by first gaining a deeper appreciation of defining criteria for each

level.

FARR recognizes four distinct support levels under the singular term Recovery Residence. One level is

not better or more advanced than the others, but instead offers a unique service structure most appropriate for a particular resident. By way of example, Level 1 residences are perhaps best

exemplified by the Oxford House model. This non-profit SOlc (3) program operates nationwide, supports over 1,200 recovery homes that serve more than 24,000 residents annually. Highly

regarded by

clinicians, peer specialists and SAMHSA alike, the Oxford House program is documented by evidencedbased studies demonstrating consistently positive outcomes. Many people achieve sustainable recovery

while residing in level 1 residences. Visit [www.oxfordhouse.org](http://www.oxfordhouse.org) to learn more about this program.

During the first year of my recovery, I resided in a residence that excelled at the aforementioned core

goals. The apartment I occupied was safe and modestly appointed, clean and adequate to my needs.

I

could rely on management to screen anyone whom they, or we residents, suspected was using drugs to

immediately and responsibly remove active users from our community. All my housemates were in recovery and once weekly we convened as a community for a 12 step meeting on property. We were

expected to attend meetings throughout the remainder of the week, work with our 12 step sponsor and

take full ownership of our recovery program. This is a basic description of a FARR Level 2 residence. The

Social Model might have been embraced more thoroughly to further empower that particular community. However; an argument is just as easily made that the maintenance and development of future resident leadership is primarily the responsibility of the residents themselves. Management was attentive to neighbor concerns regarding parking, noise and general resident

behavior. Having established good relations, residents took pride in caring for the upkeep of the property. It was one of the nicest homes on the block, complete with the proverbial white picket fence.

The home supported eleven residents in four attached units. While that community, like so many others, experienced the typical ebb and flow of casual, short-timers who were uncommitted, I personally know of at least six housemates who remain clean and sober today. By my unscientific, outcome measurement, this rates a batting average above .500, which in this world, is a 'hall of fame' performance by most standards.

I  
l  
l  
t

llPage

Ii

lfli:rt=ARR  
...  
.....  
,  
,,  
~:  
.....

Thousands of Floridians achieve long-term recovery while residing in level 2 residences every year. level 1 & 2 residences require residents adhere to a published set of house rules and consequences, however; it is generally level 3 residences who offer 24/365 supervision, often by credentialed staff, such as behavioral techs. recovery coaches and/or peer specialists to ensure resident accountability.

Recovery Residence

By design, Level 3 recovery residences are vested in delivery of only peer-support services. No clinical (medical) services are performed directly within or by a FARR

Certified Level 3 residence. These services often includes life skills mentoring, assistance with crafting an individual resident's recovery plan, communal meal preparation and dining, group transportation to self-help meetings and access to recovery coaches. This support is generally more

+  
+

appropriate for residents who require a structured environment during early recovery from addiction. Conversely; it is most likely inappropriate for a resident who has already achieved a solid footing and demonstrates

a personal commitment to their recovery. Residents of a level 3 residence often independently elect to participate in external clinical services such as attending an outpatient groups of their choice and/or engaging a private therapist for one-on-one counseling. "Independently elect" is a very important distinction. Many factors, including some that meet licensing thresholds, influence the distinction between a Level 3 and

level 4 recovery residence.

level 4 residences incorporate the Medical Model (licensable clinical services) into the Social Model to varying degrees. In Florida, by virtue of state statute 65.397, Level 4 residences are required to obtain and maintain appropriate licensure from the Department of Children & Family Services - Substance Abuse (OCF).

"Florida Moder programs are defined as Partial Hospitalization Programs (PHP) wtt:h day/night community housing.. In Def licensing parlance, these are generally Residential '3 service providers, In turn, these programs fall under the FARR definition of a Level 4 residence. DCF Residential 4 & 5 programs also meet FARR level 4 criteria. Each of these classiflcations offer varying degrees of cltnlcal service, provided by credentialed staff, along with a recovery-oriented hoo\$ing component. At first

glance, the DCF licensing requ irement coupled with FARR Certification may appear redundant. Nothing could be farther from the truth . OCF is our state licensing authority. The Department is tasked with determlning the successful completion of application documentation as it is submitted by substance abuse disorder treatment programs throughout the state. DCF does not have the funding, staff, Infrastructure or appetite to measure service provider compliance to Standards established to promote high-quality, recoveryoriented housing. This is not a job function the Department considers to fall under their legislative mandate. Their report to the Florida Senate Appropriations Committee published October 2013 made this fact ab5olutely clear. To download a copy of this study, visit [http://www . dcf. state.fl.us/proP,rams/samh\[c;f..Q.S~L?.Q\(?erHomesPR / DCFPrG~i\\$,Q.15.P.!:So~rHomes . pdf](http://www.dcf.state.fl.us/proP,rams/samh[c;f..Q.S~L?.Q(?erHomesPR / DCFPrG~i$,Q.15.P.!:So~rHomes . pdf)

21 Page  
1  
I

~~~~.  
..
..
"\faJFARR
.....'•"'.
.. ' _' _

r
As the Florida Affiliate of the National Alliance of Recovery Residences (NARR), FARR offers Level 4

Recovery Residences the opportunity to voluntarily submit for certification to our Standards and Code of Ethics. This opportunity directly addresses issues of import to the entire continuum. Persons seeking long-term, residential care and transitional support for themselves or a family member gain free, reliable access to a published list of programs who have voluntarily sought and secured certification. This voluntary approach provides a constructive and desirable path to establishing a mechanism for accountability without running afoul of FHAA and ADA protections. The current NIMBY climate, that attempts to utilize municipal zoning as an alternative path, amounts to an irresponsible waste of tax payer dotlars, further dividing communities at a time when there is an ever-increasing need to foster local resources that address what has now risen to the level of "An Amerlcah Epidemic".

FARR does not measure or evaluate the quality of clinical care. This is outside of our mission and expertise. Instead, FARR measures accountability to standards designed to ensure the delivery of those four core goals referenced at the onset of this publication. Peer Support, provided through varying degrees of Social Model implementation within the residential component of a Level 4 residence is the guiding consideration. To learn more regarding the Social Model and how this structure is best embedded in recovery housing, please visit <http://narronline.org/wpcontent/uploads/2014/09/Maximizing-Social-Model-Principles-in-Residential-Recovery-Settings.pdf>

The entire continuum of care recognizes an important truth: that the Acute Care model of "28 days treatment" followed by a graduation celebration and the abrupt return of the graduate to the same environment from which they originated has proven far less effective than has the long-term, transitional approach that gradually "steps the client up" towards assuming responsibility for their own chronic disease management. When framed positively, many refer to this achievement as 'Recovery'.

FARR Certified Residences receive our seal of approval. The FARR certification process is rigorous and subsequent grievances related to non-compliance are taken very seriously. Our raison d'etre is to ensure residents have access to quality, peer-supportive, recovery-oriented housing to assist them along their journey to secure lasting freedom from the bondage of addiction. For further information, please visit <http://farronline.org/standards-ethics/support-levels/>,

31 Page

I

I

[

I

FARR Certification & Compliance Agreement

04/2016

NARR Core Principle: Operate with Integrity

I attest and affirm that our organization is in compliance with NARR Quality Standards through 05 in their entirety and will remain compliant with same.

01

I attest and affirm that the submission of this application for voluntary certification of compliance with NARR Quality Standards for Recovery Residences, NARR Code of Ethics and other criteria as specified by F.S 397,487 truthfully represents full disclosure of facts pertaining to ownership, management and staffing of all recovery residence locations operated by our program and that all policies, procedures, and protocols documented by this submission accurately describe the operational practices of our organization, management, staff and volunteers.

II

I

I

r

r

J

I attest and affirm that, should the FARR Certification Administrator, Compliance Administrator and/or Field Assessor request an opportunity to review partially or in their entirety, financial records pertaining to the operation of the residence seeking voluntary certification for compliance verification purposes, the requested documents will be provided upon request without cost or delay. I understand and agree that should it be assessed by the FARR Compliance Committee

understand and agree that should it be assessed by the FARR Compliance Committee, in their sole determination, that this application does not truthfully and accurately represent full disclosure of facts and operational practices of our organization, sanctions will be applied without further recourse which may include immediate revocation of our organization's Certificate of Compliance.

NARR Core Principle: Uphold Resident Rights

I understand and agree that should it be assessed by the FARR Compliance Committee, in their sole determination, that this application does not truthfully and accurately represent full disclosure of facts and operational practices of our organization, sanctions will be applied without further recourse which may include immediate revocation of our organization's Certificate of Compliance.

I
I
I

I

I affirm and attest that our organization's ownership, management, staff and volunteers uphold the rights of residents as referenced throughout NARR Quality Standards, NARR Code of Ethics and F.S 397-487, placing the rights of residents and the rights of the resident community chief among organizational priorities.

I attest and affirm that our organization does not subscribe to the "another head to fill a bed" intake philosophy and agree to screen applicants for residency, mindful of the needs and sensitivities of our priority population, to ensure our community is appropriate for the applicant and that the applicant is appropriate for our community.

I

I

I attest and affirm to thoroughly orient new residents to our community; fully disclosing house rules and consequences, resident rights and responsibilities, phasing and discharge protocols, and all fees and financial commitments, billed directly or indirectly, for which the resident may potentially become legally accountable as a result of policies, procedures or protocols practiced in the operation of our program.

NARR Core Principle: Are Recovery Oriented

I attest and affirm that our organization is in compliance with NARR Quality Standards 10 and 11 in their entirety and will remain compliant with same.

I attest and affirm that our organization is a recovery-oriented housing provider rather than a "boarding house for persons who do not drink and/or use illicit drugs" and that we take deliberate and intentional steps to encourage and mentor resident participation in a self-directed recovery plan.

NARR Core Principle: Are Peer Staffed and Governed

I attest and affirm that our organization is in compliance with NARR Quality Standards 12 through 17

in their entirety and will remain compliant with same.

I attest and affirm that our organization values the resident voice and encourages peer leadership and accountability by nurturing a community culture that relies on and empowers peers to actively participate in community governance.

NARR Core Principle: Promote Health

I
I
I

I attest and affirm that our organization is in compliance with NARR Quality Standards 18 through 23 in their entirety and will remain compliant with same.

I attest and affirm that our organization is a transitional support program for persons in recovery from a substance use disorder and that our primary purpose is to deliver recovery-oriented housing that provides residents with encouragement and support to further develop recovery management skills and recovery capital.

j

I

I

f

I attest and affirm our organization's appreciation and understanding that under state law, support levels I, II and III are prohibited from directly offering clinical services that require licensure. NARR Support level IV is required by state law to be appropriately licensed by the Department of Children and Families (DCF) Substance Abuse to provide clinical services in accordance with F.S. Chapter 397 and DCF Rule 65D-30.

NARR Core Principle: Provide a Home

I

I

I

I

I attest and affirm that our organization is in compliance with NARR Quality Standards 24 through 26 in their entirety and will remain compliant with same.

I attest and affirm that our organization maintains an alcohol and drug-free environment by means of written policies and procedures that are consistent with federal and state law.

I attest and affirm that our organization represents a structured home-like environment by means of set parameters that promote accountability, consideration of others and peer support.

I attest and affirm that our organization maintains a recovery oriented home-like environment to protect the well-being of the residents, staff and community.

I

I

t

f

NARR Core Principle: Inspire Purpose

I attest and affirm that our organization is in compliance with NARR Quality Standard 27 in its entirety and will remain compliant with same.

I attest and affirm that our organization is operating a recovery oriented home with access to recovery programming both inside and outside of the recovery residence.

l

f

!

II

I attest and affirm that our organization provides resources for each resident's individual recovery and promotes the individual responsibility of developing recovery capital through measures in compliance with NARR Quality Standard 27.

NARR Core Purpose: Cultivate Community

I attest and affirm that our organization is in compliance with NARR Quality Standards 28 through 30 in their entirety and will remain compliant; including at least 50% of the sub-standards associated with NARR Quality Standard 28.

I attest and affirm that our organization organizes routine meetings and/or activities that by definition promote a community environment functioning as a family.

I attest and affirm that our organization hosts social activities within the residence and/or within the broader recovery community that encourage and facilitate resident

bonding and mutual recovery support.

I attest and affirm that the FARR Certification Administrator, Compliance Administrator and/or Field Assessor is granted advance permission to conduct unannounced resident and/or staff interviews at any time in accordance with Florida Statute 397487[3]. Failure to comply with this provision may result in immediate suspension and/or revocation of our Certificate of Compliance.

I attest and affirm that our organization appreciates that residence staff promote recovery through informal and formal interactions with residents. Peers, including staff, model recovery principles in an interactions with other members of the community. Our organization attests that all relationships between residents and staff reflect ethical principles reflected in the Code of Ethics.

I

II

I

NARR Core Principle: Promote Recovery

I attest and affirm that our organization is in compliance with NARR Quality Standards 31 and 32 in their entirety and will remain compliant with same.

I attest and affirm that our organization appreciates that overcrowding can negatively impact the objectives sought through communal living and commits to provide a safe, dignified living environment to each of our residents that include adequate storage for

I

I

I

I

I

l

I

I

j

personal belongings, clean and fully functional bathrooms, kitchen and laundry facilities.

I

I attest and affirm that our organization fosters peer leadership within our community to model behaviors that promote orderliness and cleanliness by all residents at all times. Peers hold one another accountable to properly maintain the exterior and interior of the residence. Community pride is promoted and encouraged during scheduled house meetings.

NARR Core Principle: Promote Safety

I attest and affirm that our organization is in compliance with NARR Quality Standards 33 and 34 in their entirety and will remain compliant with same.

I attest and affirm that our organization periodically tests smoke detectors, carbon monoxide detectors, and fire extinguishers to ensure they are in proper working order.

I attest and affirm that our organization periodically holds community emergency drills to ensure all residents and staff are familiar with emergency procedures as established in our policy and procedures.

I attest and affirm that our organization acknowledges that some community members may experience a recurrence of use (relapse) while residing in our location(s). Our organization has established, and the community is accountable to follow, a discharge protocol designed to achieve an outcome that protects the safety of both the community and the subject resident.

I attest and affirm that we understand that FARR encourages all residences to maintain Naloxone on site at each location and train staff in the proper administration of this lifesaving measure in accordance with F.S. 381.88 - Emergency treatment for suspected opioid overdose.

NARR Core Principle: Be Good Neighbors

I attest and affirm that our organization is in compliance with NARR Quality

Standards
35 through 37 in their entirety and will remain compliant with same.

r•
l
t
~\

l
.....
.....

I attest and affirm that every effort is taken to maintain the street appeal of our property consistent with other neighboring properties.

I attest and affirm that residents and staff are respectful of neighbor persons and property; making every reasonable effort to blend into the neighborhood .

I attest and affirm that our organization is mindful that residents not loiter, use language that may be offensive to others, create parking challenges or otherwise create traffic navigation issues within the neighborhood.

We acknowledge that FARR promotes Good Neighbor Standards, in part, by providing neighbors a conduit to file a formal grievance related to this core principle and that, should FARR receive a Good Neighbor grievance regarding our location(s), the Compliance Administrator may order a Field Audit to assess compliance/noncompliance in accordance with the Compliance Audit Protocol.

FARR Code of Ethics

I attest and affirm that our organization is in compliance with the FARR Code of Ethics in their entirety and will remain compliant with same .

F.S. 397.487 Voluntary Certification of Recovery Residences

I attest and affirm that our organization is in compliance with F.S.397-487 in its entirety and will remain compliant with same.

FARR Certification Protocols

I attest and affirm that I have read and agree to the terms within the FARR Certification Protocol in its entirety and I will sustain compliance thereto.

FARR Compliance Protocols

I attest and affirm that I have read and agree to the terms within the FARR Compliance Protocol in its entirety and I will sustain compliance thereto.

FARR Confidentiality Policy

t
I
t
l

I attest and affirm that I have read and agree to the terms within the FARR Confidentiality Policy in its entirety and I will sustain compliance thereto.

Notice to Providers who Seek Voluntary Certification Under F.S. 397.487
Providers seeking Voluntary Certification of Compliance with FARR Quality Standards and Code of Ethics and additional criteria specified under F.S. 397.487, are advised that FARR Certification and Compliance Administrators are tasked with making recommendations of denial, suspension and/ or revocation to the FARR Compliance Committee. In the event of unresolved events of non-compliance, this committee is vested by the FARR Board of Directors to sanction the provider, including but not limited to:

- 1.
- 2.
- 3.

4.

5.

Dismissal of FARR Certification or Compliance Audit staff recommendation(s) for sanction(s).

Extension of additional thirty (30) day period during which the subject provider might achieve compliance.

Schedule a meeting with the Owner(s) and Recovery Residence Administrator(s) of Record to review the events of non-compliance before making their final determination.

Suspend certification for a period of no less than 90 days and order a full compliance audit of all locations operated by the subject provider; cost of \$300.00 per location to be borne by provider.

Revoke certification based on FARR Compliance Committee assessment that the specified activities and/or practices represent non-compliance with NARR Standard 1 Code of Ethics and/or other criteria specified in F.S 397.487, which may include, but are not limited to;

c

o

Filing a false and/or misleading application for Voluntary Certification with the Florida Association of Recovery Residences as per F.S 397.487. 8

(d) a credentialing entity shall revoke any Provider which evidences noncompliance with NARR Quality Standards Core Principle, Operates with Integrity. Standards 01-05 .

Provide residence to a registered sex offender as per non-compliance to NARR Quality Standards 08.01, 24.02 and F.S 397.487. 5(e)

I

I

...

Sexual misconduct between provider staff and residents which evidences non-compliance with NARR Code of Ethics.

o Bullying, physical threats of violence and/or violent behaviors which evidences non-compliance with NARR Quality Standards 24.02, 26.00, 26.01 and Code of Ethics.

o Participation in act(s) of Patient Brokering as defined in F.S 817.505 and/or Insurance Fraud which evidences non-compliance with NARR Quality Standards 02.00 and Code of Ethics.

o Unresolved neighbor grievances deemed by the FARR Compliance Committee to be non-discriminatory and curable by the provider, evidencing non-compliance with NARR Quality Standards 36.00, 36.01, 36.02, 36.03 and F.S 397.487 A good neighbor policy to address

neighborhood concerns and complaints.

('

Failure of provider to take consistent and demonstrable actions to adhere to their written policies and procedures as related to sustaining an alcohol and drug free community for residents which evidences non-compliance with NARR Quality Standards 25.00, 25.01.A, 25.01.C and Code of Ethics and F.S 397.487 (a 2, 3)

Failure of the Provider to follow their established protocol(s) to reasonably ensure the safety of all stakeholders when a resident is discharged as the result of a recurrence of use (relapses). This includes the safety of the resident, the safety of residence community and the safety of the surrounding neighborhood. The provider discharge protocol must be approved by the credentialing entity as a specific requirement of F.S. 397.487 (i) and must be presented at time of application for Voluntary Certification. Provider failure to implement the approved protocol evidences non-compliance with NARR Quality Standards 25.01, 26.01 and Code of Ethics.

Failure of the Owner of Record to notify FARR Certification Staff in writing within seventy-two (72) hours regarding:

Provider changes to approved policies, procedures and/or protocols

Opening and/or closure of provider locations

Opening and/or closure of provider locations

Changes to Ownership, Management and Staff

Life-threatening events and/or deaths of current residents, whether on

property or elsewhere

1

o

c

" "

• '>

o

o

II

!

o

Criminal charges alleging felony misconduct by any Owner, Manager or

Staff

o

Criminal charges alleging felony misconduct by a qualifying Recovery

Residence Administrator

Criminal charges alleging felony misconduct by a current resident

Constitutes an event of non-compliance and may result in suspension and/or
revocation of the provider's Certificate of Compliance.

6. Refer grievances filed by stakeholders to external agencies, as determined by the
Compliance Audit Administrator, including, but not limited to:

Department of Children and Families - Substance Abuse License
Division

o Florida Attorney General's Office of Consumer Protection

o Florida Department of Law Enforcement

~1 Local Law Enforcement

o Local Zoning Code Enforcement Departments

o

Representations and Indemnification

The undersigned represents and warrants that (a) they have the right and authority to
enter into this Agreement and to perform their respective obligations as herein

provided, and (b) their officers, directors, employees and agents will comply with all
applicable federal, state and local laws, codes, rules and regulations. The undersigned
will indemnify, defend and save harmless FARR and its respective partners, trustees,
beneficiaries, directors, officers, employees, affiliates and agents from and against any
and all claims, loss, damage, liability, and expenses (including reasonable attorneys'
fees), occasioned by, or arising out of directly or indirectly this Agreement or the breach
by the undersigned of any representation or warranty contained in this Agreement, or
any act or failure to act by the undersigned in compliance with this Agreement.

Relationship of the Parties

Nothfog in this Agreement shall be construed in any manner to create any of the
relationships of employer and employee, principal and agent, joint venturers or partners
between FARR, on the one hand, and the undersigned, on the other.

Effect and Amendment

This Agreement shall be deemed to supersede and replace any previous documents,
correspondence, conversations or other written or oral understandings between the
parties hereto related to the subject matter hereof. No waiver by either party of any
breach hereunder shall be deemed a waiver of any other breach. This Agreement cannot
be assigned, altered, amended, changed or modified in any respect unless each such
assignment, alteration, amendment, change or modification is agreed to in writing,
signed and delivered by each party hereto. This Agreement shall become effective upon
signature by you and acceptance by FARR.

Assignment

This Agreement will be binding upon and inure to the benefit of you and FARR and their respective successors and assigns; provided, however, that no rights under this Agreement may be assigned by you without the prior written consent of FARR.

Choice of Law

This Agreement will be governed by and construed under the laws of the State of Florida applicable to agreements executed and performed entirely within the State of Florida. Each party hereto submits to the jurisdiction of the state and federal courts in Palm Beach County, Florida for the purpose of resolving any dispute arising out of or resulting from this Agreement.

Headings

The headings of articles of this Agreement are for convenience of reference only and shall not be construed to be a substantive part of this Agreement.

National Recovery Residence Quality Standards

July 15, 2015

1.1. This Agreement shall be governed by the laws of the State of Florida

1.1. This Agreement shall be governed by the laws of the State of Florida

1.1. This Agreement shall be governed by the laws of the State of Florida

1.1. This Agreement shall be governed by the laws of the State of Florida

1.1. This Agreement shall be governed by the laws of the State of Florida

1.1. This Agreement shall be governed by the laws of the State of Florida

1.1. This Agreement shall be governed by the laws of the State of Florida

1.1. This Agreement shall be governed by the laws of the State of Florida

1.1. This Agreement shall be governed by the laws of the State of Florida

1.1. This Agreement shall be governed by the laws of the State of Florida

1.1. This Agreement shall be governed by the laws of the State of Florida

1.1. This Agreement shall be governed by the laws of the State of Florida

1.1. This Agreement shall be governed by the laws of the State of Florida

1.1. This Agreement shall be governed by the laws of the State of Florida

1.1. This Agreement shall be governed by the laws of the State of Florida

1.1. This Agreement shall be governed by the laws of the State of Florida

1.1. This Agreement shall be governed by the laws of the State of Florida

1.1. This Agreement shall be governed by the laws of the State of Florida

1.1. This Agreement shall be governed by the laws of the State of Florida

1.1. This Agreement shall be governed by the laws of the State of Florida

1.1. This Agreement shall be governed by the laws of the State of Florida

1.1. This Agreement shall be governed by the laws of the State of Florida

1.1. This Agreement shall be governed by the laws of the State of Florida

1.1. This Agreement shall be governed by the laws of the State of Florida

1.1. This Agreement shall be governed by the laws of the State of Florida

x
x

:. r••' S i ., •n •~ d

07. PmID()tf! self and ureradyocac,y

x

IC

x

x

x

x• :

x

x

l'.

x

x

x

x

x

x

'<

x

x

x

x

. l'
ill:~tu~rm:'..eJ:y:~::~<;1..JjJillt!::~~j

x • '~

10. fufil.e..f_<.H'.fl.r.Y.~. ii.S.rl)lf"JSJ.lJl::s!tiY.C.Jl...b_Qji.s,lli;_an d lift: Iong
~

8.IT..JW.fJ:...mtlfffuJlJ:I
il!.Q.i:fil.Jllt<l

- 11. A~ ql!tyrnllly respons iyC. conernent and/or competen.r
- 12. !pyolye peers in i:oveaa nee j ll meaningful way,~
- 13. Ilse necrstaffand rcsj3lem leaders in mcanint:fuL~
- 14. .Mfil.lJ.ll!l!Lrnsiderlunrl stpff!eadership ha~i~.d...mLrncovel)'

ll'.

~-

x

~

x

x

x

;

.f

x

nrinci nl~ S

ic

B._i:.noom.
:-iJJllPJH:t

x

18. Encourage resident5telown thejr recovery

t.'

19. inform residenbj a,bcql rommuuity.ba:god sypplts

x

x

*

x

2 1. Offer recovis.ry supllrnt servkes in formal

~(:ttings

x

x

*x

.x

,x.

:x

x

x

x

x

._

22. Offer life skills develo~mgllt.i11 a formal..fil:.l.t~

27. Promote meaninirtuldaiily µgjyitics

x

x

x

fou<l citizenship)

29. foster ethical. peer-ba.St~d lPU1'!.tally S\11/JlOrtiYJ!
U'lati.miships h~t»-.;,•t• Q rcsj -rlenrs .and tor staff
Prn m llt.P

JC

x

)(

x
x

x:

X.

x ..

•X

x ...x.

x

x

-x

K

t' N ' O V«H V

lrcbJlt'--'.t4rn

..

.. .X

~2. f.our.wte s:ommuujty

lli:nmru:.ellf.<1.ltb..-'Wtl

33. Pr,lmote borne s:lfot,v

~

34. Have ill! qmer.,;ency pl;:in

.'

~

.x

:X

x

l{

'X

x'

'K.

.x

x.

x

.x•

x

x

JI;.

x

X=required: @=strongly recommended

x
..

x
36. i\rg responsivt;> to ncigl:1h(lr complaint~

t

x

.. x

.x ... _._. ¥ . x
Pr (' pc rt:y :J!I d

I[

x;

23. Offer cljnical seryice>ill aci,;w;dm<.:f with St-0te law
24. Are home-lik~ envh.onlllents

x.

"x
x
x

Il

..
.....
.....
..... ,

I
l

Adtninistrative and Opel~ation~l Doniain

Core Principle: Operate with integrity
NARR
L2

As evidenced by:
I
a A written mission statement that corresponds with NARR's core principles
a A vision statement that corresponds wjth NARR's core principles
.02
as stated in this document
.01

NARR
LOS&
1.03

Applied to Levels

Are guided by a mission and vision

01.
I
II

rv

./

./

./

./

./

./

./

./

..

2.

As evidenced by:

0 An affidavit that attests to complying with non-discriminatory state and federal requirements.

.02

0 Marketing materials, claims and advertising that are honest and substantiated as opposed to:

- a. False or misleading statement.-; or unfounded claims or exaggerations;
- b. Testimonials that do not: really reflect the real opinion of the involved individual;
- c. Price claims that are misleading;
- d. Therapeutic strategies for which licensure and/or counseling & certifications are required but not applicable at the site.
- e. Misleading representation of outcomes

.03

a Prior to the initial acceptance of any funds, the operator must inform applicants of all fees and charges for which they will be, or could potentially be, responsible. This information needs to be in writing and signed by the applicant.

.04

0 The operator must maintain accurate and complete records of all resident charges, payments and deposits. A resident must be provided with a statement of his/her personal charge and payment history upon request.

.05

a The operator must disclose refund policies to applicants in advance of acceptance into the home, and before accepting any applicant fees.

.01

Applied. to Levels

Adheres to: legal and ethical codes

M

./

m

./

./

IV

./

./
./
./
./
J
II
I
1I
I
./
./
./
./
./
./
./
./
./
./
./
./
./
./
./
I
(
NARR
2.1
.02
.03
NARR
1.1
.04
.05
2
0
.07
0

Staff must never become involved in residents' personal financial affairs, including lending or borrowing money, or other transactions involving property or services, except that the operator may make agreements with residents with respect to payment of fees.

Policy and procedure that ensures refunds consistent with the terms of a resident agreement are provided within 10 business days, and preferably upon departure from the home.

Applied to Levels

03. Are financially honest and forthright
.01

NARR
2.1

.06

As evidenced by:

0 Identifying the type of accounting system used and its capability to fully document all resident financial transaction, such as fees, payments and deposits

0 Policy and procedure for disclosing to potential residents their financial obligations, including costs for which they might become liable, such as forfeiture of any deposits and fees as a result of prematurely leaving the home

0 Policies about the timing of and requirements for the return of deposit's, if financial deposits are required

0 The ability to produce clear statements of a resident's financial dealings with the operator (although it's not a requirement that statements be automatically produced)

0 Policies and procedures that ensure the following conditions are met, if the residence provider or a staff member employs, contractors or enters into a paid work agreement with residents:

a. Paid work arrangements are completely voluntary. Residents do not suffer consequences for declining work. Residents who accept paid work are not treated more favorably than residents who do not.

b. Paid work for the operator or staff does not impair participating residents' progress towards their recovery goals.

c. The paid work is treated the same as any other employment situation.

d. Wages are commensurate with marketplace value, and at least minimum wage. The arrangements are viewed by the majority of the residents as fair.

e. Paid work does not confer special privileges on residents doing the work. Work relationships do not negatively affect the recovery environment or morale of the home. Unsatisfactory work relationships are terminated without recriminations that can impair recovery.

I

II

JJI

./

./

.I

./

.I

IV

.I

.I

..!

.I

/

.I

./

Applied to Levels

4. Collect data for continuous quality improvement

NARR

.01

4.2

NARR

1.9

.02

As evidenced by:

0 Procedures that collect resident's demographic information

0

I

,/

Procedures that collect, evaluate and report accurate process and outcomes data for continuous quality improvement

As evidenced by:

.01

0

.02

0

1.10

.03

0

NARR

1.11

.04

0

1.1

NARR

1.4

Legal business entity documentation e.g. incorporation, LLC documents or business license

Documentation that the owner/operator has current liability coverage and other insurance appropriate to their level of support

Written permission from the owner of record to operate a recovery residence on the property

Policies and procedures that ensure that background checks are conducted on all staff, including volunteers that have direct and regular interaction with residents.

m

,/

IV

/

./

.I

Applied to Levels

5. Operate with prudence
NARR

!I
.I

II

,/

./

III
,/

IV
./

./

./

./

®

®

,/

®strongly recommend

Core Principle: Uphold resident rights

NARR
4.02

6.

Communicate rights and requirements before agreements are

II

Applied m Levels

signed
4 .02

4,02
4.()2

3

As evidenced by:

0 A process that ensures residents receive an orientation on agreements, policies and procedures prior to committing to terms.
.02

Q Written resident's rights and requirements (e.g. House Rules and grievance process) posted in common areas
.03

0 Writt~n resident agreement that includes:

- a. Services provided
- b. Recovery plan including a move-in (i.e. goals and objectives) and move-out (i.e. contingency) plan

c. Financial terms

.01

I

II

m

./

,/

./

IV

./

./

./

,/

./

./

,/

./

.I

f:

I

I

I

J

.04

7.

NARR

1.15

(-4.5)

NARR

1.6

New

Resident documents that fully disclose policies regarding possessions (personal property) left in a home.

./

./

As evidenced by:

.01

0 Grievance policy and procedures, including the right to take unresolved grievances to the operator's oversight organization

I

lJ

./

./

.02

./

./

0

Policy and procedure for identifying the responsible person(s) in charge to all residents

.03

0

Policies and procedures that defend residents' fair housing rights

III

./

IV

,/

./

Applied to Levels

Support housing choice

As evidenced by:

.01

0 Applicant screening policies and procedures provide current residents a voice in the acceptance of new members.

.02

0 Policies and procedures that promote resident-driven length of stay

./

Applied to Levels

Promote self and peer advocacy

8.

NARR

4.1

0

I

II

m

IV

,/

./

.I

,/

./

./

./

./

./

I

./

J

Applied to Levels

9. Protect privacy

As evidenced by:

NARR

1.:1.4

.01

0

NARR

1.13

.02

Q Policies and procedures that comply with applicable confidentiality

{4.4)

(4.'1)

Policies and procedures that keep resident's records secure, with access limited to authorized staff only

I

n

m

IV

./

./

./

./

./

./

./

./

I

laws

t

•

Applied to Levels

10. View recovery as a person-driven 1 holistic and lifelong process

As evidenced by:

.01

0 Documenting that residents partkipate in the development of their recovery plan including an exit plan and/or lifelong plan

.02

C1 Documenting that the operator cultivates alumni participation

m

./

11

.I

./

IV

./

./

./

./

./

J

New

11. Are (:UJturally responsive and competent

• As evidenced by:

4

Applied to Levels

II

IJJ

JV

II

t

I

.01

0 Policies and procedures that identify the priority population, which at

.02

a

.03

0

a minimum includes persons in recovery from substance use but may also include other demographic criterion.

A staffing or leadership plan that reflects the priority population's needs

Documented cultural responsiveness and competence trainings that are relevant to the priority population

are relevant to the priority population.

./

,/

,/

./

./

.I

,/

.I

®

,/

./

Core Principle: Are peer staffed and governed

SM 5.0

Applied to Levels

12. Involve peers in governance in meaningful ways

As evidenced by at least one of the following:

a Some rules made by the residents that the residents (not the staff) enforce?

a A resident council or process is in place that ensures resident's voices

.02

can be heard

Q The resident council has a voice in the governance of the home

.03

.01

1

II

III

IV

,/

./

./

,/

,/

./

./

./

,/

,/

./

Applied. to Levels

13. Use peer staff and leaders in meaningful ways

SM

2.10

As evidenced by:

Q Residents' responsibilities increase with their length of stay or

.01

progress in their recovery.

NARR

.02

Q

Staffing or leadership plan that formally includes a peer component

.03

Q

Written job description and/or contracts for peer staff and leaders

1 .7a.. 1.12

(4.1)

NARR

1.7a

I

JI

m

IV

.I

./

,/

./

f

.I

./

./

,/

I'

,/

,/

SM 3.0

14. Maintain resilient and staff leadership based on recovery

principles

#12

SM 2.0

As evidenced by:
a Ahome staffing or leadership plan that includes current residents and
where possible, former residents that model recovery principles
Q Leader and/or staff job descriptions and selections are based in part
.02
on modeling recovery principles
.01

15. Create and sustain an atmosphere of recovery support

5

-----·-·-·- . -.....

Applied to Levels

I
n
III
IV
./
./
./
./
./
./
./
./
./

Applied to Levels

I
·—

As evidenced by:
.01
0 Integrated recovery support in the daily activity schedule
.02
a The schedule includes formal and informal opportunities for staff and
resident interaction in support of recovery

I
./
./

II
./
./

m
./

JV
./

,/

,/

NARR
1.7a

A) > p l l e d t o L e v e l s

16. Ensure staff are trained or credentialed appropriate to their level
As evidenced by:

.01
Q Written staffing or workforce development plan
.02

Q

11

®

Certification and verification policies and procedures

III
./

JV
./

./

./

Appl!~ to Levels

17. Provide supportive staff supervision
As evidenced by:

I

u

NARR
1.11

.01

0 Policies and procedures for supervision of staff

®

®

1IJ
./

JV
./

NARR
.-02

Q Ongoing skills development, oversight and support policies and

®

®

./

./

1.7b

procedures appropriate to staff roles and level of support

I
I

;

:

Recovery Support Domain ..

Core Principle: Promote health

Applied to I.eveJs

18. Encourage residents to own their recovery

As evidenced by:

NARR

4 .0S

SM 2.11

.01

.02

Q Policies and procedures that encourage each resident to develop and

1

u

./

./

6

JV

./

participate in their own personalized recovery plan (Person-driven recovery)

Q Policies and procedures that encourage residents to make their own outside appointments

19. Inform and encourage residents to participate in a range of community-based supports

SM

NARR

1H

./

As ev.iden-ced by:

.01

0 Staff that are knowledgeable about local community-based resources

Applied to Lev(!Js

I

II

m

.t

./

./

IV

./

4.08

.02

0

Resource directories or similar resources are readily available to residents

Applied to Levels

20. Offer recovery support in informal social settings

NARR

4.3

.01

As evidenced by:

0 Staffing plan that corresponds to the delivery of this service

./

./

I

II

m

./

./

./

4.7

SM

.02

NARR

4.?

Traditions, policies or procedures that foster mutually supportive and recovery-oriented relationships between residents and/or staff through peer-based interactions

21. Offers recovery support services in formal settings

As evidenced by:

.01

4 .14

Q

.02

.03

0

./

./

./

Applied to Levels

11

III

./

Weekly schedule of recovery support services recognized by the respective NARR Affiliate organization

IV

./

1

0

Weekly schedule of recovery-oriented presentations, group exercises, and activities

Q Staffing plan that corresponds to the delivery of this service

./

./

./

./

NARR

4.10

SM4.0

22. Offering life skills development services in a formal setting

I

Applied to Levels

#23

As evidenced by:

.01

.02

JI

111

./

Weekly schedule of formal life skills development services or classes

Q Staffing plan that corresponds to the delivery of this service

0

./

IV

./

./

4.12

23. Offer clinical services in accordance with State law

As evidenced by:

.01

0 Weekly schedule of clinical services available to residents across all phases, if multiple phases are used

.02

a Staffing plan that corresponds to the delivery of this service

Core Principle: Provide a home

7

Applied to Levels

u

HI

IV

./

./

!

I

I

I

-----,

24. Provide a physically and emotionally safe, secure and respectful environment

narr 4.01

new

NARR

J..08

As evidenced by:

Q Policies and procedures, such as applicant screenings, that establish the home's priority population and cultivate physically and emotionally safe environments for discussing the needs, feelings and sustaining recovery-supportive connections.

.0 3

0 Policies that promote resident determined lengths of stay that support health and safety of the household/community

.02

1.16 (4.6)

J

./

.01

Q Written and enforced policies and procedures that address:

lJ

Ill

./

./

IV

./

®

®

Applied to Levels

25. Provide an alcohol and illicit drug-free environment

As evidenced by:

NARR

Applied to Uv6s

I
./

II

m

IV

.I

.I

./

- a. Alcohol and/or other prohibited drug-seeking or use;
- b. Possession of hazardous and other prohibited items and associated searches;
- c. Drug-screening and or toxicology protocols; and
- d. Prescription and non-prescription medication usage and storage consistent with the Level of Support and relevant state law

NARR

4.04

NARR

1.0f1

NARR

26. Are cultivated through structure and accountability

As evidenced by:

.01

0 Written resident rights, requirements, agreements, social covenants

1 16 4 6

· { ·)

New

and/or "House Rules"

.02

0

Requirements and protocols for peer leadership and/or mentoring policies that foster individual and community accountability

Core Principle: Inspire purpose

New

Applied to Levels

2 7. Promote meaningful daily activities

As evidenced by:

.01

Q A weekly schedule of the typical resident's activities

.02

0 Are residents encouraged to (at least one of the following) :

- a. Work, going to school, or volunteer outside of the residence community (Level 1, 2 and some 3s)
- b. Participate in mutual aid or caregiving (All Levels)
- c. Participate in social, physical or creative activities (All Levels)

.!'

.I

II

.I

.I

III

IV

.!'

,/

./

.I

d. Attend daily or weekly programming (All Levels)

.03

Q Person-driven recovery planning & peer governance

,/

Core Principle: Cultivate community

28. Creating a "functionally equivalent family" within the household

Applied to Levels

Fail"

housJns

SM 1.00,

Z.GO

As evidenced by meeting at least 50% of the following:

0 Are residents involved in food preparation?

.01

IV

.I

HI

.I

.I

.I

.I

.I

.I

.I

I

H

,/

.02

0

.03
.04
.05
.06

0 Do residents help maintain and clean the home e.g. chores?

,/

,/

,/

0

Do residents share in household expenses?

,/

,/

0

Family or house meetings at least once a week?

,/

./

.I

.I

Do residents have control over who they Hve with?

0 Do residents have access to the common areas of the home?

,/

./

.I

.I

,/

./

SM4.0

#23

SM

SM

4.03

29. Foster ethical, peer-based mutually supportive relationships between residents and/or staff

As evidenced by:

.01

0 Policies and proeedures that encourage residents to engage one another in informal activities and conversation'?

.02

0 Polides and procedures that encourage staff to engage residents in informal activities and conversations?

Q Policies and procedures that coordinate community gatherings,

.03

recreational events and/or other social activities amongst residents and/or staff?

Applied to Levels

j

II

m

IV

.I

,/

,/

,/

./

./

.I

./

./

./

./

,/

NARR

4.08

4.06

30. Connect residents to the local (greater) recovery community

Applied to Levels

SM 6.00

As evidenced by at least 5-0% of the following for levels 2 through 4 and at

least 1 for level 1s:

Q Residents are informed of or linked to mutual aid, recovery

.01

community centers, recovery ministries recovery-focused leisure

activities and recovery advocacy opportunities;

Q Mutual aid meetings are hosted on site and there are typically

.02

attendees from the greater recovery community

9

1

I

NARR

4.03

I

./

II

m

IV

./

,/

,/
./
./
./
I
L
.03
Q
.04
Q
.05
Q
.06
Q
.07
Q
J
I
./
./
./
./
./
./
./
./
./
./
./
./
./
./
./
./
./
./
./
.I

Q The recovery residence helps participants find a recovery mentor or

mutual aid sponsor if they are having difficulty finding one
Participants are encouraged to find a recovery mentor or mutual aid
sponsor before leaving the recovery residence
Residents are formally linked with the community such as job search,
education, family services, health and/or housin.g programs
Residents engage Jn community relations and interactions to promote
kinship with other recovery communities and goodwill for recovery
services
Sober social events are regularly scheduled (each participant can
attend at least one).

./

./

./

1

:
:

j

Property and Architect~re Dpl~ain
,

Core Principle: Promote recovery

1

Applied ro Levels

31. create a home-like environment
SM 1.0

.01

SM 1 .0

.02

S.06

.03

5.07

.04

As evidenced by:

- Q Furnishing are typical of those found in single family homes or apartments as opposed to institutional settings
- Q Entrances and exits that are home-like (vs institutional or clinical)
- Q 50+ sq ft per bed per sleeping room
- 0 One sink, toilet and shower per six residents
- a Each resident has personal item storage
- Q Each resident has food storage space
- Q Laundry services are accessible to all residents

I

II

m

./

./

./

,/

./

.I

./

./

./

./
./
./
.I

./
./
.I
./
.I
,/

./
.I
./

IV
./

.I
.I
,/

s.z

.05

5.2

,06

5.8

.07

5.11

.08

0 Working appliances

./

./

./

./

5.1Z

.09

0

./

./

./

,/

A staffing plan that provides for addressing repairs and maintenance in a timely fashion

I

1

Applied to Levels

32. Promote community
5.tia

SML.0 113

10

.01

As evidenced by:

0 Community room (space) large enough to reasonably accommodate
community living and meetings.

l

n

m

JV

./

./

./

./

!t

NRR5.11

5.1

5.3

5.9

5.5

3.1

Iii-.2

l?l

.02 A comfortable group area, a living room or sofas, for participants to
informaliy socialize

A kitchen and dining area[s] that encourages residents to share meals
together

Entertainment or recreational areas and or furnishings that. promote
social engagement

Furniture that is in good condition

.03

.04

QDDU

\K?x?s

Core Principle: Promote health and safety

33. Promote home safety

As evidenced by:

.01 CI Affidavit From the owner or operator attesting that the residence meets nondiscriminatory local health and safety codes OR document from government agency or credentialed inspector attesting to the property meeting health and safety standards

.02 EI Signed and dated safety self-assessment checklist which includes

a. Functioning smoke detectors in the sleeping rooms

Functioning carbon monoxide detectors, if there are gas appliances

c. Functioning fire extinguishers in plain sight and/or clearly marked locations

interior and exterior of the property is in a functional, safe and clean condition and free of fire hazards

.03 CI Smoke-free living environment policy and/or designated smoking

area outside of the residence.

34. Have an emergency plan

As evidenced by:

.01 CI Post emergency numbers, procedures and evacuation maps in conspicuous locations

.02 CI Collect emergency contact information from residents and orient them to emergency procedures

Good Neighbor Domain

m.

o/

Applied to Levels

11

Applied to Levels

.~--· -1

1!
Core Principle: Are good neighbors

S
NARR
5.9

Are compatible with the neighborhood

35.

As evidenced by:

Q If recovery residence is in a residential neighborhood, there are no

.01
.02
0

external indications that the property is anything other than a
single family household typical of its neighborhood
The property and its structures are consistently maintained

Applied to Levels

rv
./

UI
./
./
./
./

I .
n
./
./
./

6.1

Applied to Levels

36. Are responsive to neighbor concerns

As evidenced by:

Q Policies and procedures that provide neighbors with the responsible
person(s) contact information upon request

Q Policies and procedures that require Lile responsible person(s) to
.02

respond to neighbor's concerns even if it is not possible to resolve the
issue

Q New resident orientation includes how residents and staff are to greet
.03

and interact with neighbors and/or concerned parties
.01

6.2
6.3

Ill
./
./
./

~OPTUM™

.
• - . . . • . . . - . . . • _
.
,
~

18- to 25-year-olds present a new challenge to a system that is scrambling to meet their needs for mental health and substance use disorder treatment

Optum
www.optum.com

White
Paper • ____ • :

White Paper
Young Adults and the Behavioral Health System

More than 3 million 18- to 25-year-olds stayed on their parents' health plans as a result of the Affordable Care Ad (ACA). 1 These young adults, as a group, may have fewer medical expenses than older adults. Their behavioral health costs are another matter. Political, social and economic forces in the past several years have altered the mental health landscape and dramatically affected young adults. Today there is an urgent demand for mental health and substance use treatment for young adults - from a system that is frankly strained to provide effective treatment options while managing the costs. In this paper, we explore the events and trends that have created this situation, and we present some ideas for how to address it

Young Adults Are Bearing the Brunt and Reaping the Benefits - of Recent History
Seminal legislation in health care
Two pieces of federal legislation in two years created a very different health care landscape. Since passage in 2008 of the federal Mental Health Parity and Addiction Equity Act, insurers cannot put limits on substance use disorder coverage or require use of in-network behavioral health providers if the plan includes medical out-of-network benefits. Then, two years later, the Affordable Care Act (ACA) made 18- to 25-yearolds eligible for coverage under their parents' employer-sponsored insurance plans.

Higher rates of mental health and substance use disorder
Many mental health conditions and substance use disorders begin when people are in their teens and 20s.2 At the same time, abuse of prescription medications in the entire population has taken off. The numbers paint a stark picture:

-----~-----
- - - - -

About one in five - or about 6.4 million - young adults had any mental illness (AMI) in the past year. 3

X2
The rate of substance use disorder among people age 18 to 25 is twice that of adults 26 and older.4

There was a 346% increase in admissions for opioid treatment

of opioid treatment
from 2001 to 2011 .6

Optum

www.optum.com

.

L

i

Among 18- to 25-year-olds,

• +

of those with any •
of those with a
mental illness
severe mental illness

•

also have a substance use disorder. 5

Page 2

Young Adults and the Behavioral Health System

White Paper

Health care system caught flat-footed

The fact that many young adults may have lacked health insurance in the past led to lower demand for services. As a consequence there has been, in our opinion, little clinical innovation to address substance use disorders among young adults and not enough attention to defining best practices. Among clinicians who are treating substance use disorders, there is wide variation in their approaches to treatment some driven more by philosophy than evidence of effectiveness.

There are systemic deficiencies, too. For young adults in treatment, there is a drop-off in available services when they reach their 18th birthdays and become "adults." They may be abruptly transitioned into adult treatment settings, few of which have separate quarters and programs for young adults.

MENTAL HEALTH ISSUES OF
18-TO 25-YEAR-OLDS

No mental health issue affects as many young adults as substance use disorder.

Substance use disorder accounted for the majority of behavioral health claims costs in 2013.12

Fallout from the 'Great Recession'

Economic circumstances have left many young adults stranded. Students who graduated from college even after the 2007-2009 recession have a higher unemployment rate 7 and generally lower career prospects, delaying them from moving out of their parents' homes and into their own. 8

Meanwhile, those who are working may be part of the growing "freelance economy" 9 characterized by short-term contractual or hourly jobs without benefits. For those young adults, staying on parents' plans is an attractive option to paying their own health care premiums, putting pressure on the health care costs of their parents' employers.

Significant Increases in Costs for 18- to 25-Year-Olds

6%

Optum analyzed our behavioral health claims for 18- to 25-year-olds in 2011 to 2013 and found a:

EATING DISORDERS

.

.

41 % increase

80% increase

.,
,
,

in per-member/
per-month costs

per-month costs for
substance use disorders¹⁰

2%

.

MOOD DISORDER

.

,

,

We can point to three trends that we believe are major cost drivers. They are:

Optum

www.optum.com

Page 3

Young Adults and the Behavioral Health System

White Paper

Substance Use Treatment Is a Particular Concern

Sensing both demand for services and higher rolls of young adults on their parents' insurance, entrepreneurs have opened new centers for treatment of substance use disorders. Many of these are in "destination" locales, in states far from patients' homes. In our estimation, however, those are often not the most appropriate or effective settings for treatment for these reasons:

1. When individuals can be treated for a substance use disorder in or near their home communities, they often stand a better chance of long-term recovery. Their families and close friends can be part of their recovery, and the individuals in treatment learn how to be sober in the surroundings where they will continue their lives.
2. Close analysis of claims from some treatment centers bears witness to questionable practices in treatment protocols and in billing patients, families and their insurance companies.¹³ A particular area of abuse is in the use of and billing for drug screenings through laboratory tests that are being administered inappropriately, far more frequently than required, at rates well beyond the usual and customary charges.

Florida -

An Expensive Destination for Substance Use Treatment

The climate and natural beauty of Florida make for a prime destination for substance use treatment. When Optum analyzed recent claims for substance use treatment in Florida, however, we found:

The costs of treatment in out-of-network facilities were, on average, three times higher than the costs of treating at in-network facilities.¹⁴

\$
1

Nearly 75 percent of the cases of young adults treated in Florida involved individuals who were not residents of that state. 15

Individuals from outside the state treated at out-of-network facilities were readmitted at higher rates between 11 percent and 40 percent higher, depending on level of care -- than Florida residents who used in-network facilities .;<>

CLAIMS COSTS FOR SUBSTANCE USE DISORDER TREATMENT IN FLORIDA
18- TO

25--

EAR-OLD DEPENDENT

per member

\$36,645

Out-of-Network
(63% of members)

per member

(27% of members)

.....
.....

Nearly

3){

higher cost per member for out-of-network

Figure 1: Florida Example

Optum

www.optum.com

Page 4

Young Adults and the Behavioral Health System

White Paper

Call to Action: A Collective Response

It will take action from everyone with a stake in this issue - health plans, employers, the behavioral health community, patients and their families - to create better systems for supporting young people in recovery. We believe this collective response should include:

More treatment options within performance-tiered
Providers of substance use treatment must be closely evaluated and rated according to their effectiveness, their efficiency and how well they follow evidence-based practices. In addition, those networks must be broad enough to include lower-cost options, such as community-based programs and medication-assisted therapy, to help ensure continuity of care.
networks -

Better education, guidance and advocacy - Too often young adults or their families select treatment centers in the heat of a crisis. They may not be equipped to ask probing questions about outcomes or the science of treatment before committing to care. They also may not know what treatment and support systems are available to them in or near their home communities . And during recovery, they need access to advocates and peer support.

.....

Vigilance to uncover potential fraud and abuse -

Benefit plan sponsors and payers should implement drug screening and reimbursement codes that follow the recommended guidelines of the Centers for Medicare and Medicaid Services.

.....

..

.....

Recommitment to this vulnerable population Two-thirds of young adults with mental illness did not receive mental health services in the past year.18 When they do seek treatment, sometimes it falls well short of evidence-based practices. Young adults can benefit from specialized care management teams of medical staff and behavioral health dinicians to help them navigate their recovery. They need more community-based programs and peer-support networks to support their long-term recovery, too.

Optum
www.optum.com

Page 5

Young Adults and the Behavioral Health System

White Paper

About Optum
Optum is a leading information and technology-enabled health services business dedicated to helping the health system work better for everyone. We're a global team of 40,000 people who collaborate to deliver integrated, intelligent solutions designed to modernize the health system and improve the health of individuals and populations. Optum leads the industry with unmatched depth and breadth of capabilities, a diverse portfolio of innovative health services and technologies, and the exceptional experience and talents of our people.

Join the Conversation
Optum is interested in your thoughts on this subject.
Email us at engage@optum.com .

Optum Experts in Young Adults and Behavioral Health
Irvin "Pete" Brock Ill, MD
Senior Vice President, Affordability
Optum Behavioral Solutions
Irvin "Pete" Brock Ill, MD, is responsible for Optum initiatives to improve affordability of behavioral health care for employers and commercial and government health plans, including Medicare Advantage and Medicaid plans. He is board certified in adult psychiatry and has been named one of the top 40 young leaders in the industry.

is board certified in adult and geriatric psychiatry, and he has nearly 40 years of experience in health care, including 20 years while serving in the U.S. Air Force. He is a recipient of the Bronze Star and is a combat veteran of Operation Iraqi Freedom. Dr. Brock received his medical training at the Uniformed Services University of the Health Sciences, Bethesda, Md., with fellowship training in the dementias of aging at Johns Hopkins University. He joined Optum in 2008.

Martin H. Rosenzweig, MD

Medical Director

Optum Behavioral Solutions

Martin H. Rosenzweig, MD, has more than 20 years of experience in behavioral health, and for the past two years he has helped develop the response by Optum to the growing need for substance use treatment and for improving access to quality, evidenced based care for individuals with substance use disorders. Before joining Optum in 2000, he spent three years as medical director of the counseling program of Pennsylvania Hospital in Philadelphia and six years at the Institute of Pennsylvania Hospital as director of adult treatment services and then director of the mood disorders program. Dr. Rosenzweig is board certified in psychiatry and neurology and is currently a clinical associate in the Department of Psychiatry at the University of Pennsylvania, where he has been on the faculty since 1992. He is a graduate of the University of the Witwatersrand Medical School in Johannesburg, South Africa .

Optum

www.optum.com

Page 6

Young Adults and the Behavioral Health System

White Paper

Francisca Azocar, PhD

Vice President, Research and Evaluation

Optum Behavioral Health Sciences

Francisca Azocar, PhD, is a licensed clinical psychologist with extensive experience conducting research in such topics as workplace depression; telephonic care management and outreach to depressed, chronically ill medical patients; and the impact of treatment monitoring and clinician feedback reports on treatment outcomes. Before joining Optum, Dr. Azocar was a faculty member in the Department of Psychiatry at the University of California, San Francisco. She received her doctorate from the University of California, Berkeley, and a National Institute of Mental Health Clinical Services Research post-doctoral fellowship at the University of California, San Francisco. Her work has been published in several scientific, peer-reviewed journals.

Sources

1. U.S. Department of Health and Human Services. "State-Level Estimates of Gains in Insurance Coverage Among Young Adults," HHS.gov/HealthCare, June 19, 2012, <http://www.hhs.gov/healthcare/facts/factsheets/2012/06/young-adults06192012a.html>.
2. Kessler R C, Berglund P, Demler O, Jin R, Merikangas K R, Walters E E. (2005). Lifetime prevalence and age-of-onset distributions of DSM-IV disorders in the National Comorbidity Survey Replication. Archives of General Psychiatry, 62(6), 593-602.
3. Substance Abuse and Mental Health Services Administration, Center for Behavioral Health Statistics and Quality. (May 6, 2014). The CBHSG Report: Serious Mental Health Challenges among Older Adolescents and Young Adults. Rockville, MD.
4. In 2012, the rate of substance dependence or abuse among adults ages 18 to 25 was 18.9%, adults ages 26 and older was 7.0%. Source: Substance Abuse and Mental Health Services Administration. (2013). Results from the 2012 National Survey on Drug Use and Health: Summary of National Findings (HHS Publication No. SMA 13-4795, NSDUH Series H-46).
5. Substance Abuse and Mental Health Services Administration. (2013). Results from the 2012 National Survey on Drug Use and Health: Summary of national findings (HHS Publication No. SMA 13-4795, NSDUH Series H-46).
6. Substance Abuse and Mental Health Services Administration, Center for Behavioral Health Statistics and Quality. (2013). Treatment Episode Data Set (TEDS): 2001-2011.
7. Bureau of Labor Statistics, "The job market for recent college graduates in the United States," BLS.gov, April 5, 2013, http://www.bls.gov/opub/ted/2013/ted_20130405.htm.
8. Schawbel, Dan, "The Top 10 Workplace Trends for 2014," Forbes.com, Oct. 24, 2013, <http://www.forbes.com/sites/danschawbel/2013/10/24/the-top-10-workplace-trendsfor-2014/>.
9. Ibid.
10. Optum analysis of behavioral care costs and population increases (comparisons of incurred dates Jan. 1 through Dec. 31, 2011, paid through March 31, 2012, [not including

incurred but not reported (IBNR) claims], against Jan. 1 through Dec. 31, 2011, paid through March 31, 2012 [not including incurred but not reported (IBNR) claims]), against Jan. 1 through Dec. 31, 2013, paid through March 31, 2014 [not including IBNR claims]), for dependents ages 18-25 among national, ASO and fully insured, HMO/PPO/POS membership; Massey, Hubbard and Motz, May 2, 2014.

Optum

www.optum.com

Page 7

Young Adults and the Behavioral Health System

Sources

White Paper

Contact Us:

11. Ibid.

Call: 866-386-3408

12. Optum analysis of percentage of treatment cost per diagnosis category versus total behavioral treatment incurred Jan. 1 through Dec. 31, 2013 (paid through March 31, 2014 (not including incurred but not reported (IBNR) claims]) for dependents aged 18-25 among national, ASO and fully insured, HMO/PPO/POS membership; Massey, Hubbard and Motz, May 2, 2014.

Email: resourcecenter@optum.com

13. Rosenzweig M, Brock I. "Behavioral Solutions: Effectively Managing the Rising Utilization of the 18- to 25-Year-Old Population," May 22, 2014.

14. Optum analysis of behavioral care costs among 18- to 25-year-old members using at least one facility-based service for non-alcohol substance abuse treatment that discharged in 2013. Data includes the complete Book of Business (national, ASO and fully insured). Analysis includes comparisons between in-area (in-state) vs. out-of-area (out-of-state) and in-network vs. out-of-network on cost and readmission rates. Bolstrom, May 12, 2014.

15. Ibid.

16. Ibid.

17. Ibid.

18. Substance Abuse and Mental Health Services Administration, Center for Behavioral Health Statistics and Quality (May 6, 2014). The CBHSG Report: Serious Mental Health Challenges among Older Adolescents and Young Adults. Rockville, MD .

.....

-.\.~ OPTUM™

T 800.765 .6619 I www.optum.com

11000 Optum Circle, Eden Prairie, MN 55344

All Optum trademarks and logos are owned by Optum, Inc. All other brand or product names are trademarks or registered marks of their respective owners. Because we are continuously improving our products and services, Optum reserves the right to change specifications without prior notice. Optum is an equal opportunity employer.

© 2014 Optum, Inc. All rights reserved. OPTPRJS778 41364-082014

www.optum .com/resourcecenter

NARCAN USE 1/1/2016 - 10/24/2016

/I

Incident number

Date

16020327
16026855
HCD16000751
PBC 16000193
PBC16000243
PBC16000315
PBC16000485
PBC16000504
PBC16000549
PBC16000897
P BC 16000962
PBC16000980
PBC16001034
PBC16001073
PBC16001080

2/22/2016
3/8/2016
7/30/2016
1/1/2016
1/1/2016
1/1/2016
1/2/2016
1/2/2016
1/2/2016
1i3/2016
1/3/2016
1/3/2016
1/3/2016
1/3/2016
1/3/2016
1/3/2016
11312016
113/2016
114/2016
1/4/2016
1/5/2016
1/6/2016
1/6/2016
1/7/2016
1/7/2016
1/712016
1/7/2016
11712016
1n12016
11712016
1/8/2016
1/8/2016
1/8/2016
1/8/2016
1/9/2016
1/9/2016
1/9/2016
1/9/2016
1/9/2016
1/10/2016
1/10/2016
1/10/2016
1/10/2016
1/11/2016
1/11/2016
1/12/2016
1/1312016
1/13/2016
1/13/2016
1/1312016
1/13/2016
1114/2016
1/14/2016
1/14/2016
1/15/2016
1/15/2016

1/15/2016
1/15/2016
1/16/2016
11/6/2016

PSC160011~9

PBC16001142
PBC16001261
PBC16001453
PBC16001691
PBC16002133
PBC16002234
PBC16002288
PBC16002365
PBC16002436
PBC16002452
PBC16002526
PBC16002570
PBC16002578
PBC16002700
PBC16002901
PBC16002973
PBC16003116
PBC16003140
PBC16003189
PBC16003229
PBC16003315
PBC16003404
PBC16003607
PBC16003609
PBC16003698
PBC16004030
PBC16004035
PBC16004416
PBC16004607
PBC16004724
PBC16004831
PBC16004850
PBC16004875
PBC16005151
PBC16005203
PBC16005270
PBC16005395
PBC16005593
PBC16005601
PBC16005619
PBC160e>5817
PBC16005855

Dose

1.00
0.50
2.00
0.50
0.50
2.00
2.00
2.00
1.00
2.00
2.00
0.50
2.00
2.00
1.00
2.00
1.00
0.50
2.00

1.00
1.00
0.50
2.00
2.00
2.00
2.00
2.00
2.00
2.00
2.00
2.00
2.00
1.00
4.00
2.00
4.00
0.50
4.00
0.50
2.00
2.00
2.00
2.00
2.00
2.00
0.50
4.00
2.00
2.00
2.00
2.00
0.50
0.50
0.50
2.00
0.40
2.00
0.50
2.00

PBC16006038
PBC16006047
PBC16006055
PBC16006099
PBC16006157
PBC16006307
PBC16006463
PBC16006658
PBC16006750
PBC16006935
PBC16006971
PBC16007005
PBC16007030
PBC16007087
PBC16007178
PBC16007404
PBC16007453
PBC16007531
PBC16007550
PBC16007973
PBC16007991
PBC16008085
PBC16008314
PBC16008339
PBC16008353
PBC16008361
PBC16009002
PBC16009003
PBC16009129
PBC 16009185
PBC16009546
PBC16009670

1/28/2016
1/28/2016
1/29/2016
1/29/2016
1/29/2016
1/29/2016
1/29/2016
1/29/2016
1/29/2016
1/29/2016
1/30/2016
1/30/2016
1/30/2016
1/30/2016
1/30/2016
1/30/2016
1/30/2016
1/30/2016
1/30/2016
1/30/2016
1/30/2016
1/30/2016
1/30/2016
1/31/2016
1/31/2016
1/31/2016

2.50
2.00
4.00
2.00
0.50
1.00
0.50
4.00

0.50
2.00
2.00
2.00
2.00

1.00
6.00

0.50
4.00

0.50
1.00
0.50
0.50
2.00
2.00
4.00
1.50
2.00
4.00

0.50
0.50
0.50

2.00
2.00

0.50
6.00
2.00

0.40
2.00
0.50
4.00
4.00

4.00

0.50
2.00

4.00
1.00
2.00
2.00

2.00
0.50
0.50
1.50

2.00
4.00
0.50
4.00
2.00
1.00
0.50
2.00
2.00
2.00

PBC16011846
PBC16011930
PBC16011939
PBC16012029
PBC16012160
PBC16012193
PBC16012254
PBC16012378
PBC16012383
PBC16012388
PBC16012651
PBC16012657
PBC16012697
PBC16012793
PBC16012821
PBC16012830
PBC16013011
PBC16013029
PBC16013088
PBC16013146
PBC16013171
PBC16013183
PBC16013342
PBC16013427
PBC16013512
PBC16013531
PBC16013546
PBC16013561
PBC16013640
PBC16013657
PBC16013828
PBC16014103
PBC16014155
PBC16014253
PBC16014572
PBC16014595
PBC16014612
PBC16014926
PBC16015044
PBC16015066
PBC16015078
PBC16015093
PBC16015526
PBC16015617
PBC16015675
PBC16015688
PBC16015737

2/12/2016
2/12/2016
2/13/2016
2/13/2016
2/13/2016

2.00
0.50
3.00
2.00
2.00
2.00
2.00
4.00
2.00
2.50
2.00
2.00
0.50
0.50
3.00
0.50
0.50
2.00
3.00
4.00
0.50
4.00
4.00
2.50
4.00
2.00
2.00
4.00
2.00
0.50
2.00
2.00
4.00
2.00
2.00
2.00
2.00
0.50
2.00
2.00
6.00
0.50
2.00
2.00
2.00
1.00
2.00
2.00
2.00
2.00
2.00
0.50
2.50
0.50
2.00
0.50
4.00
0.50
1.00
6.00
1.00

PBC16016937
PBC16016978
PBC16017017
PBC16017027

PBC 16017227
PBC16017275
PBC16017519
PBC16017727
PBC16017788
PBC16017838
PBC16018088
PBC16018089
PBC16018156
PBC16018232
PBC16018303
PBC16018349
PBC16018376
PBC16018512
PBC16018591
PBC 16018605
PBC16018616
PBC16018632
PBC16018638
PBC16018643
PBC16018647
PBC16018656
PBC16018704
PBC16018983
PBC16019024
PBC16019095
PBC16019120
PBC16019121
PBC16019152
PBC16019198
PBC16019304
PBC16019305
PBC16019333
PBC16019351
PBC16019357
PBC16019368
PBC16019381
PBC16019440
PBC16019444
PBC16019445
PBC16019489
PBC16019490
PBC16019529
PBC 16019539
PBC16019660
PBC16019677
PBC16019679
PBC16019741
PBC16019750
PBC16019808
PBC16019851
PBC16019898
PBC16019960
PBC16020059
PBC16020085
PBC16020095
PBC16020100
PBC16020138

2/13/2016
2/13/2016
2/14/2016
2/14/2016
2/14/2016
2/15/2016
2/15/2016
2/16/2016
2/16/2016
2/16/2016
2/16/2016
2/16/2016
2/16/2016
2/16/2016

2/10/2016
2/17/2016
2/17/2016
2/17/2016
2/17/2016
2/17/2016
2/17/2016
2/17/2016
2/17/2016
2/17/2016
2/17/2016
2/17/2016
2/18/2016
2/18/2016
2/18/2016
2/18/2016
2/19/2016
2/19/2016
2/19/2016
2/19/2016
2/19/2016
2/19/2016
2/19/2016
2/19/2016
2/19/2016
2/19/2016
2/19/2016
2/19/2016
2/19/2016
2/19/2016
2/19/2016
2/19/2016
2/19/2016
2/19/2016
2/19/2016
2/19/2016
2/19/2016
2/20/2016
2/20/2016
2/20/2016
2/20/2016
2/20/2016
2/20/2016
2/20/2016
2/20/2016
2/20/2016
2/20/2016
2/20/2016
2/20/2016
2/21/2016
2/21/2016
2/21/2016
2/21/2016
2/21/2016
2/21/2016
2/21/2016

4.00
1.00
1.00
2.00
4.00
2.00
12.00
3.00
0.50
2.00
1.00
2.00
2.00
1.00
2.50
1.00
2.00
2.00
2.50
1.00
2.50
2.00

2.00
5.00
2.50
2.00
2.00
2.00
6.00
1.00
6.00
0.50
0.80
4.00
4.00
0.40
1.00
4.00
2.00
1.00
2.00
0.50
2.00
6.00
0.50
2.00
2.00
0.50
0.50
6.00
0.50
0.50
2.50
1.00
2.00
6.00
2.00
4.00
1.00
0.50
1.00

PBC16020142
PBC16020181
PBC16020244
PBC16020256
PBC16020259
PBC16020287
PBC16020480
PBC16020575
PBC16020586
PBC16020601
PBC16020688
PBC16020702
PBC16020709
PBC16020718
PBC16020730
PBC16020750
PBC16020756
PBC16020773
PBC16020818
PBC16020916
PBC16020957
PBC16021051
PBC16021098
PBC16021131
PBC16021175
PBC16021312
PBC16021319
PBC16021321
PBC16021326
PBC16021413
PBC16021417

2/25/2016
2125/2016
2/26/2016
2/26/2016
2/26/2016
2/26/2016
2/26/2016
2/26/2016
2/26/2016
2/26/2016
2/26/2016
2/26/2016
2/26/2016
2/26/2016
2/26/2016
2/26/2016
2/26/2016
2/26/2016
2/26/2016
2/26/2016
212712016

2.00
0.50
2.00
1.50
8.00
2.00
0.50
2.00
5.50
2.00
4.00
2.00
2.00
2.00
0.50
2.00
2.00
4.00
1.00
4.00
2.00
1.00
2.00
8.00
3.00
2.80
0.50
4.00
3.00
4.00
2.00
1.00
2.00
2.00
3.00
0.50
0.80
0.50
0.50
2.00
2.00
4.00
0.50
2.00
4.00
0.50
4.00
1.00
0.50
4.00

4.00
2.00
4.00
4.00
1.00
1.50
2.00
2.00
2.00
0.50
4.00
4.00

PBC16022527
PBC16022746
PBC16022765
PBC16022788
PBC16022799
PBC16022810
PBC16022821
PBC16022841
PBC16022880
PBC16022913
PBC16022979
PBC16023023
PBC16023059
PBC16023208
PBC16023329
PBC16023493
PBC16023561
PBC16023831
PBC16023839
PBC16023964
PBC16024052
PBC16024054
PBC16024086
PBC16024205
PBC16024287
PBC16024331
PBC16024345
PBC16024362
PBC16024579
PBC16024651
PBC16024705
PBC16024841
PBC16025041
PBC16025145
PBC16025176
PBC16025252
PBC16025299
PBC16025329
PBC16025493
PBC16025529
PBC16025579
PBC16025582
PBC16025595
PBC16025666
PBC16025682
PBC16025735
PBC16025741
PBC 16025856
PBC16025942
PBC16025973
PBC16025979
PBC16026069
PBC16026328
PBC16026342
PBC16026350
PBC16026443
PBC16026489
PBC16026519
PBC16026587

PBC16026817
PBC16026818
PBC16026830

2/27/2016
2/27/2016
2/27/2016
2/27/2016
2/27/2016
2/27/2016
•2/27/2016
2/27/2016
2/27/2016
2/28/2016
2/28/2016
2/28/2016
2/28/2016
2/28/2016
2/29/2016
2/29/2016
2/29/2016
3/1/2016
3/1/2016
3/1/2016
3/1/2016
3/1/2016
3/2/2016
3/2/2016
3/2/2016
3/2/2016
3/2/2016
3/2/2016
3/2/2016
3/2/2016
3/2/2016
3/2/2016
3/2/2016
3/3/2016
3/3/2016
3/3/2016
3/3/2016
3/4/2016
3/4/2016
3/4/2016
3/4/2016
3/5/2016
3/5/2016
3/5/2016
3/5/2016
3/5/2016
3/5/2016
3/5/2016
3/5/2016
3/5/2016
3/5/2016
3/5/2016
3/5/2016
3/5/2016
3/6/2016
3/6/2016
3/6/2016
3/6/2016
3/6/2016
3/6/2016
3/6/2016
3/6/2016
3/6/2016
3/7/2016
3/7/2016
3/7/2016
3/7/2016
3/7/2016
3/8/2016
3/8/2016
3/8/2016
3/8/2016

4.00
4.00
2.00
0.50
0.50
2.00

6.00
1.00
6.00
2.00
2.00
2.00
2.00
2.00
0.50
2.00
2.00
2.00
2.00
4.00
2.00
2.00
2.00
2.00
0.50
2.50
0.50
3.00
4.00
0.50
0.50
4.00
4.00
2.00
2.00
0.25
4.00
3.00
0.50
2.00
2.00
4.00
6.00
4.00
4.00
0.50
0.50
2.00
4.00
1.00
1.50
3.00
2:00
2.00
0.50
4.00
2.00
3.00
1.00
1.50

PBC16026867
PBC16026970
PBC16027065
PBC16027106
PBC16027173
PBC16027217
PBC16027218
PBC16027228
PBC 16027240
PBC16027421
PBC16027467
PBC16027492
PBC16027617
PBC16027638
PBC16027660

3/11/2016
3/11/2016
3/11/2016
3/12/2016
3/12/2016
3/12/2016
3/12/2016
3/12/2016
3/12/2016
3/12/2016
3/12/2016
3/12/2016
3/12/2016
3/13/2016
3/13/2016
3/13/2016
3/13/2016
3/13/2016
3/13/2016
3/13/2016
3/13/2016
3/13/2016
3/13/2016
3/13/2016
3/13/2016
3/13/2016
3/14/2016
3/14/2016
3/14/2016
3/14/2016
3/14/2016
3/14/2016
3/14/2016
3/14/2016
3/14/2016
3/14/2016
3/15/2016
3/15/2016
3/15/2016
3/15/2016
3/15/2016
3/15/2016
3/15/2016
3/15/2016
3/15/2016
3/15/2016
3/16/2016
3/16/2016
3/16/2016
3/16/2016

2.00
2.00
2.00
3.50
3.00
2.50
0.50
4 .00
4.00
1.00
2.00
4.00
2.00
0.50
1.00
2.50
4.50
2.00
4.00
4 .00
3.00
12.00
0.25
4.00
4.00
2.00
2.00
5.50
4.00
2.00
2.00
2.00
1.00
4 .00

0.00
4.00
2.00
2.00
2.50
4.00
2.00
0.50
2.00
2.00
0.50
4.00
6.00
1.00
6.00
2.50
4.00
4.00
1.00
2.50
0.50
2.00
2.00
4.00
2.00
4.00
0.50
6.00

PBC 16030075

PBC16030141
PBC16030145
PBC16030154
PBC16030211
PBC16030287
PBC16030295
PBC16030308
PBC16030338
PBC16030387
PBC16030394
PBC16030416
PBC16030500
PBC 16030642
PBC16030664
PBC16030835
PBC16030880
PBC16030893
PBC16030904
PBC16030947
PBC16030951
PBC16031007
PBC16031079
PBC16031091
PBC16031104
PBC16031208
PBC16031217
PBC16031240
PBC16031244
PBC16031361
PBC16031487
PBC16031613
PBC16031648
PBC16031906
PBC16032080
PBC16032123
PBC16032124
PBC16032147
PBC16032163
PBC16032214
PBC16032232
PBC16032347
PBC16032374

3/24/2016
3/24/2016
3/24/2016
3/24/2016
3/24/2016
3/24/2016
3/25/2016
3/25/2016
3/25/2016

2.00
2.00
4.00
2.00
0.50
2.00
3.00
2.00
4.00
2.00
2.00
4.00
0.50
4.00
2.50
4.00
4.00
2.00
2.00
2.00
4.00
4.00
4.00
1.00
4.50
8.00
2.00
8.00
3.00
2.00
2.00
0.50
0.50
0.50
2.00
0.50
0.50
2.00
2.00
2.00
0.50
2.00
0.50
0.50
0.50
4.00
0.50
3.00
2.00
2.00
7.00
0.50
4.00
3.00
4.00
4.00
4.00
2.00
2.00
4.00
0.50

PBC16033595
PBC16033658
PBC16033694
PBC16033773
PBC16034009
PBC16034064
PBC16034067
PBC16034103
PBC 16034133
PBC16034147
PBC16034155
PBC16034163
PBC16034171
PBC16034225
PBC16034228
PBC16034371
PBC16034441
PBC16034534
PBC16034590
PBC16034671
PBC16034712
PBC16034722
PBC16034779
PBC16034846
PBC16034919
PBC16034965
PBC16034969
PBC16034999
PBC16035103
PBC16035468
PBC16035476
PBC16035582
PBC16035586
PBC16035607
PBC16035702
PBC16035764
PBC16035780
PBC16035911
PBC16035984
PBC16036122
PBC16036125
PBC16036171
PBC16036235
PBC16036269
PBC16036523
PBC16036538
PBC16036622
PBC16036662
PBC16036691
PBC16036752
PBC16036815
PBC16036902
PBC16036919
PBC16036952
PBC16037332
PBC16037361
PBC16037464
PBC16037494
PBC16037503
PBC16037528
PBC16037567

3/25/2016
3/25/2016
3/25/2016
3/26/2016
3/26/2016
3/26/2016
3/26/2016
3/26/2016

3/26/2016
3/26/2016
3/26/2016
3/27/2016
3/27/2016
3/27/2016
3/27/2016
3/27/2016
3/27/2016
3/27/2016
3/27/2016
3/28/2016
3/28/2016
3/28/2016
3/28/2016
3/28/2016
3/28/2016
.3/28/2016
3/29/2016
3/29/2016
3/29/2016
3/29/2016
3/30/2016
3/30/2016
3/30/2016
3/30/2016
3/30/2016
3/30/2016
3/30/2016
3/30/2016
3/31/2016
3/31/2016
3/31/2016
3/31/2016
3/31/2016
3/31/2016
3/31/2016
4/1/2016
4/1/2016
4/1/2016
4/1/2016
4/1/2016
4/1/2016
4/2/2016
4/2/2016
4/2/2016
4/2/2016
4/2/2016
4/2/2016
4/2/2016
4/2/2016
4/2/2016
4/3/2016
4/4/2016
4/4/2016
4/4/2016
4/4/2016
4/4/2016
4/4/2016

1.00
0.50
6.00
2.00
0.50
4.00
4.50
4.00
3.00
8.00
12.00
4.00
2.00
5.00
4.00
4.00
0.50
0.50

0.50
4.00
2.00
4.00
6.00
0.50
2.00
4.00
0.50
8.00
2.00
2.00
2.00
0.50
3.00
4.00
4.00
2.00
3.00
2.00
2.00
2.00
2.00
0.25
2.00
2.00
0.50
4.00
4.00
6.00
0.50
3.00
4.00
0.50
1.00
2.00
3.00
2.00
2.00
4.00
2.00
2.00
2.00
2.50

PBC16037624
PBC16037690
PBC16037693
PBC16037816
PBC16037940
PBC16037987
PBC16037994
PBC16038006
PBC16038182
PBC16038432
PBC16038483
PBC16038534
PBC16038547
PBC16038585
PBC16038640
PBC16038662
PBC16038717
PBC16038721
PBC16038784
PBC16038909
PBC16038920
PBC 16038940
PBC16039004
PBC16039008
PBC16039019
PBC16039052
PBC16039079

4/10/2016
4/10/2016
4/10/2016
4/11/2016
4/11/2016
4/11/2016
4/11/2016
4/11/2016
4/11/2016
4/11/2016
4/11/2016
4/11/2016
4/11/2016
4/11/2016
4/11/2016
4/11/2016
4/11/2016
4/12/2016
4/12/2016
4/12/2016
4/12/2016
4/12/2016
4/12/2016
4/12/2016
4/12/2016
4/12/2016
4/12/2016
4/13/2016
4/13/2016
4/13/2016
4/13/2016
4/13/2016
4/13/2016
4/13/2016
4/14/2016

3.00
1.00
2.00
16.00
2.00
1.00
2.00
2.00
2.00
0.50
1.00
4.00
10.00
3.00
6.00
2.00
4.00
2.00
0.50
2.00
2 .00
3.00
3.00
3.50
2.00
4.00
8.00
4.00
0.50
0.50
2 .00
3.0b
1.00
2.50
2.50
2.00
1.00
1.00
2.00
2.00
2.00
4.00
1.00
6 .00
2 .00

2.00
4.00
1.00
4.00
0.50
2.00
4.00
0.50
4.00
2.00
2.00
1.00
2.00
6.00
3.00
3.00

PBC16041255
PBC16041270
PBC16041356
PBC16041545
PBC16041639
PBC16041699
PBC16041716
PBC16041783
PBC16041955
PBC16041971
PBC16041997
PBC16042093
PBC16042168
PBC16042222
PBC16042349
PBC16042354
PBC16042370
PBC16042380
PBC16042522
PBC16042536
PBC16042730
PBC16042758
PBC16042792
PBC16042873
PBC16042907
PBC16042935
PBC16043036
PBC16043090
PBC16043249
PBC16043251
PBC16043253
PBC16043367
PBC16043413
PBC16043439
PBC16043448
PBC16043477
PBC16043490
PBC16043501
PBC16043533
PBC16043749
PBC16043791
PBC16043804
PBC16043957
PBC16044088
PBC16044098
PBC16044195
PBC16044215
PBC16044243
PBC16044295
PBC16044329
PBC16044431
PBC16044507
PBC16044541
PBC16044595

PBC16044643
PBC16044710
PBC16044721
PBC16044771
PBC16044782
PBC16044934
PBC 16045009

4/14/2016
4/14/2016
4/15/2016
4/15/2016
4/15/2016
4/15/2016
4/15/2016
4/15/2016
4/16/2016
4/16/2016
4/16/2016
4/16/2016
4/16/2016
4/16/2016
4/17/2016
4/17/2016
4/17/2016
4/17/2016
4/17/2016
4/17/2016
4/17/2016
4/17/2016
4/18/2016
4/18/2016
4/18/2016
4/18/2016
4/18/2016
4/19/2016
4/19/2016
4/19/2016
4/19/2016
4/19/2016
4/20/2016
4/20/2016
4/20/2016
4/20/2016
4/20/2016
4/20/2016
4/20/2016
4/20/2016
4/20/2016
4/20/2016
4/20/2016
4/20/2016
4/20/2016
4/21/2016
4/21/2016
4/21/2016
4/22/2016
4/22/2016
4/22/2016
4/22/2016
4/22/2016
4/22/2016
4/22/2016
4/22/2016
4/22/2016
4/22/2016
4/22/2016
4/23/2016
4/23/2016
4/23/2016
4/23/2016
4/23/2016
4/23/2016
4/23/2016
4/24/2016
4/24/2016
4/24/2016
4/24/2016
4/24/2016

0.50

3.00
4.00
2.00
4.00
4.00
1.00
0.50
1.00
2.00
2.00
2.50
1.00
2.00
1.00
2.00
2.00
0.50
2.00
4.00
2.00
3.00
4.00
2.00
0.50
0.50
2.00
4.00
4.00
4.00
2.00
4.50
2.00
4.00
8.00
2.00
4.00
2.00
6.00
2.00
4.00
0.50
4.00
1.00
2.00
4.00
4.00
4.00
10.00
4.00
2.00
2.00
2.00
0.50
0.50
6.00
2.00
0.50
4.00
4.00

PBC16045037
PBC16045084
PBC16045115
PBC16045206
PBC16045261
PBC16045301
PBC16045319
PBC16045331
PBC16045401
PBC16045414
PBC16045430
PBC16045457

PBC16045457
PBC16045551
PBC16045596
PBC16045632
PBC16045638
PBC16045693
PBC16045849
PBC16045854
PBC16046038
PBC16046055
PBC16046095
PBC16046105
PBC16046164
PBC16046174
PBC16046322
PBC16046479
PBC16046550
PBC16046591
PBC16046618
PBC 16046639
PBC16046793
PBC16046829
PBC16046878
PBC16046977
PBC16047065
PBC16047117
PBC16047138
PBC16047148
PBC16047150
PBC16047242
PBC16047278
PBC16047307
PBC16047338
PBC16047505
PBC16047622
PBC16047625
PBC16047630
PBC16047632
PBC16047890
PBC16047944
PBC16048038
PBC16048129
PBC16048184
PBC16048225
PBC16048226
PBC16048234
PBC16048257
PBC16048295
PBC16048517
PBC16048530

4/24/2016
4/25/2016
4/25/2016
4/25/2016
4/25/2016
4/25/2016
4/25/2016
4/25/2016
4/25/2016
4/25/2016
4/25/2016
4/26/2016
4/26/2016
4/26/2016
4/26/2016
4/26/2016
4/26/2016
4/26/2016
4/26/2016
4/26/2016
4/26/2016
4/26/2016
4/26/2016
4/27/2016
4/27/2016
4/27/2016
4/27/2016

4/27/2016
4/28/2016
4/28/2016
4/28/2016
4/28/2016
4/29/2016
4/29/2016
4/29/2016
4/29/2016
4/29/2016
4/29/2016
4/29/2016
4/29/2016
4/29/2016
4/30/2016
4/30/2016
4/30/2016
4/30/2016
4/30/2016
4/30/2016
4/30/2016
4/30/2016
4/30/2016
5/1/2016
5/1/2016
5/1/2016
5/1/2016
5/1/2016
5/2/2016
5/2/2016
5/2/2016
5/2/2016
5/2/2016
5/2/2016
5/3/2016
5/3/2016
5/3/2016
5/3/2016
5/3/2016
5/3/2016
5/3/2016
5/3/2016
5/3/2016
5/3/2016
5/3/2016
5/3/2016
5/4/2016
5/4/2016

2.00
2.00
4.00
2.00
2.00
2.00
2.00
2.00
6.00
0.50
2.00
3.00
1.00
2.00
0.50
2.00
2.00
2.00
1.00
0.50
2.00
4.00
2.00
4.00
2.00
3.00
0.50
2.00
0.50
4.00

2.00
1.00
2.00
6.00
1.00
3.00
2.00
2.00
2.00
0.50
2.00
2.00
2.00
5.00
2.00
2.00
2.00
1.00
0.50
2.00
2.00
4.00
2.00
2.00
2.00
2.00
2.00
2.00
2.00
4.00
2.00
3.00

PBC16048531
PBC16048535
PBC16048621
PBC16048630
PBC16048649
PBC16048847
PBC16048928
PBC16048948
PBC16048949
PBC16048976
PBC16048993
PBC16049127
PBC16049213
PBC16049229
PBC16049298
PBC16049313
PBC16049314
PBC16049413
PBC16049523
PBC16049575
PBC16049624
PBC16049693
PBC16049788
PBC16049856
PBC16049907
PBC16049944
PBC16050037
PBC16050114
PBC16050404
PBC16050460
PBC16050690
PBC16050872
PBC16050891
PBC16050919
PBC16050981
PBC16050990
PBC16051069
PBC16051100
PBC16051141

PBC16051228
PBC16051342
PBC16051434
PBC16051455
PBC16051481
PBC16051491
PBC16051507
PBC16051515
PBC16051629
PBC16051668
PBC16051756
PBC16051787
PBC16051810
PBC16051811
PBC16051820
PBC16051828
PBC16051936
PBC16052037
PBC16052049
PBC16052088
PBC16052114
PBC16052191

5/4/2016
5/4/2016
5/4/2016
5/4/2016
5/5/2016
5/5/2016
5/5/2016
5/5/2016
5/5/2016
5/5/2016
5/5/2016
5/5/2016
5/5/2016
5/5/2016
5/6/2016
5/6/2016
5/6/2016
5/6/2016
5/6/2016
5/6/2016
5/6/2016
5/6/2016
5/7/2016
5/7/2016
5/7/2016
5/7/2016
5/7/2016
5/7/2016
5/8/2016
5/8/2016
5/8/2016
5/8/2016
5/9/2016
5/9/2016
5/10/2016
5/10/2016
5/10/2016
5/11/2016
5/11/2016
5/11/2016
5/11/2016
5/11/2016
3/22/2016
5/11/2016
5/11/2016
5/12/2016
5/12/2016
5/12/2016
5/12/2016
5/12/2016
5/12/2016
5/12/2016
5/12/2016
5/12/2016
5/12/2016
5/13/2016
5/13/2016
5/13/2016
5/13/2016
5/13/2016
5/13/2016

5/13/2016
5/13/2016
5/13/2016
5/13/2016
5/13/2016
5/13/2016
5/13/2016
5/14/2016
5/14/2016
5/14/2016
5/14/2016
5/14/2016
5/14/2016

2.00
2.00
4.00
0.50
4.00
4.00
4.00
2.00
2.50
2.00
2.00
2.00
1.00
1.00
2.00
4.00
2.00
0.50
2.00
0.50
6.00
3.00
2.00
2.00
4.00
2.00
0.50
6.00
2.00
0.40
4.00
0.50
6.00
0.50
4.00
2.00
4.00
4.00
2.00
2.00
1.00
2.00
2.00
2.00
2.00
4.00
2.00
0.50
2.50
2.50
2.00
2.00
2.00
4.00
2.00
0.50
2.00
2.00

6.00
1.00
2.00

PBC16052224
PBC16052247
PBC16052248
PBC 16052261
PBC16052304
PBC16052332
PBC16052445
PBC16052564
PBC16052574
PBC16052618
PBC16052660
PBC16052812
PBC16053071
PBC16053108
PBC16053149
PBC16053215
PBC16053264
PBC 16053386
PBC16053466
PBC16053663
PBC16053702
PBC16053745
PBC16054118
PBC16054231
PBC16054302
PBC16054378
PBC16054403
PBC16054418
PBC16054438
PBC16054660
PBC16054818
PBC16054908
PBC16054943
PBC16055137
PBC16055141
PBC16055212
PBC16055239
PBC16055318
PBC16055324
PBC16055421
PBC16055467
PBC16055583
PBC16055669
PBC16055738
PBC16055767
PBC16055778
PBC16055836
PBC16055920
PBC160q6168
PBC16056189
PBC16056216
PBC16056277
PBC16056432
PBC16056479
PBC16056485
PBC16056519
PBC16056562
PBC16056662
PBC16056688
PBC16056810
PBC16056827

5/15/2016
5/15/2016
5/15/2016
5/15/2016
5/15/2016

5/15/2016
5/15/2016
5/16/2016
5/16/2016
5/16/2016
5/16/2016
5/16/2016
5/16/2016
5/17/2016
5/17/2016
5/17/2016
5/17/2016
5/17/2016
5/17/2016
5/18/2016
5/18/2016
5/18/2016
5/19/2016
5/19/2016
5/20/2016
51201201'6
5/20/2016
3/28/2016
5/20/2016
5/20/2016
5/21/2016
5/21/2016
5/22/2016
5/22/2016
5/22/2016
5/23/2016
5/23/2016
5/23/2016
5/23/2016
5/23/2016
5/23/2016
5/23/2016
5/23/2016
5/23/2016
5124/2016
5/24/2016
5/24/2016
5/24/2016
5/24/2016
5/24/2016
5/24/2016
5/25/2016
5/25/2016
5/25/2016
5/26/2016
5/26/2016
5/26/2016
5/26/2016
5/26/2016
5/26/2016
5/26/2016
5/26/2016
5/27/2016
5/27/2016
5/27/2016
5/27/2016
5/27/2016

4.00
2.00
4.00
2.00
2.00
2.00
0.50
2.00
0.50
2.00
0.50
2.50
6.00
6.00

3.00
8.00
2.50
2.00
0.50
0.75
6.00
0.50
3.00
2.00
1.00
4.00
4.50
4.00
2.00
2.50
0.50
1.00
1.00
1.00
1.00
4.00
2.00
4.00
4.00
4 .50
1.00
2.00
4.00
4.00
4.00
2.00
2.00
4.00
2.00
4.00
4.00
1.00
0.50
2.00
1.00
0.50
4.00
0.50
0.50
4.00
2.00

PBC16056856
PBC16056873
PBC16056887
PBC16056907
PBC16057130
PBC16057148
PBC16057151
PBC16057163
PBC16057188
PBC16057197
PBC16057232
PBC16057248
PBC16057349
PBC16057363
PBC16057525
PBC16057526
PBC16057643
PBC16057721
PBC1605777S
PBC16057801
PBC16057822
PBC16057912
PBC16058012

PBC16058047
PBC16058199
PBC16058244
PBC16058268
PBC16058284
PBC16058388
PBC16058395
PBC16058533
PBC16058563
PBC16058565
PBC16058596
PBC16058758
PBC16058807
PBC16058842
PBC16058843
PBC16058912
PBC16059033
PBC16059065
PBC16059115
PBC16059135
PBC16059170
PBC16059290
PBC16059335
PBC16059352
PBC16059414
PBC16059425
PBC16059444
PBC16059500
PBC16059951
PBC16059979
PBC16060040
PBC16060075
PBC16060085
PBC16060204
PBC16060228
PBC16060293
PBC16060309
PBC16060320

5/27/2016
5/27/2016
5/27/2016
5/28/2016
5/28/2016
5/28/2016
5/28/2016
5/28/2016
5/28/2016
5/28/2016
5/28/2016
5/28/2016
5/28/2016
5/28/2016
5/28/2016
5/29/2016
5/29/2016
5/29/2016
5/29/2016
5/29/2016
5/29/2016
5/30/2016
5/30/2016
5/30/2016
5/30/2016
5/30/2016
5/31/2016
5/31/2016
5/31/2016
5/31/2016
5/31/2016
5/31/2016
6/1/2016
6/1/2016
6/1/2016
6/1/2016
6/1/2016
6/1/2016
6/1/2016

6/1/2016
6/2/2016
6/2/2016
6/2/2016
6/2/2016
6/2/2016
6/2/2016
6/3/2016
6/3/2016
6/3/2016
6/3/2016
6/3/2016
6/3/2016
6/3/2016
6/3/2016
6/3/2016
6/3/2016
6/3/2016
6/3/2016
6/4/2016
6/4/2016
6/4/2016
6/4/2016
6/4/2016
6/5/2016
6/5/2016
6/5/2016
6/5/2016
6/6/2016
6/6/2016
6/6/2016
6/6/2016
6/6/2016
6/6/2016
6/6/2016
6/6/2016

2.00
2.00
2.00
2.00
2.00
6.00
2.50
4.00
4.00
3.00
2.00
1.00
2.00
0.50
6.00
2.00
0.50
2.00
1.00
4.00
2.00
4.00
4.00
3.00
3.00
4.50
1.00
4.00
4.00
1.00
0.50
7.00
2.00
3.00
2.40
2.00
4.40
0.50
2.00
4.00
2.00
0.50

0.50
2.00
2.00
4.00
0.50
2.00
2.00
2.00
4.00
2.00
4.00
25.00
2.00
4.00
4.00
2.00
2.00
2.00
0.50

PBC16060370
PBC16060387
PBC16060407
PBC16060482
PBC16060512
PBC16060560
PBC16060724
PBC16060739
PBC16060785
PBC16060825
PBC16061127
PBC16061219
PBC16061394
PBC16061638
PBC16061666
PBC16061721
PBC16061753
PBC16061797
PBC16061813
PBC16061816
PBC16061830
PBC16061838
PBC16061855
PBC16061997
PBC16062018
PBC16062071
PBC 16062179
PBC16062212
PBC16062273
PBC16062469
PBC16062624
PBC16062632
PBC 16062633
PBC16062690
PBC16062766
PBC16062891
PBC16063061
PBC16063084
PBC16063109
PBC16063305
PBC16063352
PBC16063371
PBC16063374
PBC16064091
PBC16064122
PBC16064178
PBC16064413
PBC16064446
PBC16064461
PBC16064537
PBC16064587

PBC16064709
PBC16064745
PBC16064844
PBC16064884
PBC16064929
PBC16065015
PBC16065124
PBC16065148
PBC16065269
PBC16065295

6/6/2016
6/6/2016
6/6/2016
6/7/2016
6/7/2016
6/7/2016
6/7/2016
6/7/2016
6/7/2016
6/7/2016
6/8/2016
6/8/2016
6/9/2016
6/9/2016
6/10/2016
6/10/2016
6/10/2016
6/10/2016
6/10/2016
6/10/2016
6/10/2016
6/10/2016
6/10/2016
6/10/2016
6/10/2016
6/10/2016
6/10/2016
6/10/2016
6/11/2016
6/11/2016
6/11/2016
6/11/2016
6/11/2016
6/11/2016
6/11/2016
6/12/2016
6/12/2016
6/12/2016
6/12/2016
6/13/2016
6/13/2016
6/13/2016
6/13/2016
6/14/2016
6/14/2016
6/14/2016
6/14/2016
6/14/2016
6/14/2016
6/14/2016
6/16/2016
6/16/2016
6/17/2016
6/17/2016
6/17/2016
6/17/2016
6/17/2016
6/18/2016
6/18/2016
6/18/2016
6/18/2016
6/18/2016
6/18/2016
6/18/2016
6/18/2016
6/19/2016
6/19/2016
6/19/2016
6/19/2016

6/20/2016

3.00
2.00
4.00
2.00
3.00
0.50
0.50
1.00
2.00
0.50
2.00
2.00
4.00
2.00
1.00
2.00
10.00
4.00
5.00
2.00
2.50
0.50
4.00
4.00
6.00
2.00
6.00
1.00
4.00
5.00
4.00
0.50
2.00
2.00
1.00
2.00
2.00
0.50
2.00
3.00
2.00
2.00
4.00
1.00
4.00
2.00
2.00
0.50
2.00
3.00
2.00
2.00
2.00
4.00
2.00
2.00
2.00
2.00
2.00
2.00
0.50
0.40

PBC16065558
PBC16065590
PBC16065896
PBC16066018
PBC16066149
PBC16066421
PBC16066536

PBC16066569
PBC16066577
PBC16066601
PBC16066690
PBC16066705
PBC16066888
PBC16066971
PBC16066976
PBC16066987
PBC16067064
PBC16067140
PBC16067154
PBC16067195
PBC16067217
PBC 16067256
PBC 16067303
PBC16067326
PBC16067557
PBC16067568
PBC16067619
PBC16067669
PBC16067681
PBC 16067683
PBC16067830
PBC16067867
PBC16067988
PBC16068132
PBC16068195
PBC16068272
PBC16068276
PBC16068299
PBC16068339
PBC16068350
PBC16068476
PBC 16068592
PBC1S068629
PBC16068679
PBC16068682
PBC16068796
PBC16068883
PBC16068976
PBC16068977
PBC16069152
PBC16069200
PBC16069420
PBC16069472
PBC16069659
PBC16069674
PBC16069705
PBC16069723
PBC16069747
PBC16069758
PBC16069803
PBC16069959

6/20/2016
6/20/2016
6/21/2016
6/22/2016
6/22/2016
6/23/2016
6/23/2016
6/23/2016
6/23/2016
6/23/2016
6/23/2016
6/24/2016
6/24/2016
6/24/2016
6/24/2016
6/24/2016
6/24/2016
6/25/2016

7/25/2016
6/25/2016
6/25/2016
6/25/2016
6/25/2016
6/25/2016
6/25/2016
6/26/2016
6/26/2016
6/26/2016
6/27/2016
6/27/2016
6/27/2016
6/27/2016
6/27/2016
6/27/2016
6/27/2016
6/28/2016
6/28/2016
6/28/2016
6/28/2016
6/28/2016
6/28/2016
6/28/2016
6/28/2016
6/29/2016
6/29/2016
6/29/2016
6/29/2016
6/29/2016
6/29/2016
6/29/2016
6/29/2016
6/30/2016
6/30/2016
6/30/2016
6/30/2016
6/30/2016
7/1/2016
7/1/2016
7/2/2016
7/2/2016
7/2/2016
7/2/2016
7/2/2016
7/2/2016
7/3/2016
7/3/2016
7/3/2016
7/3/2016
7/3/2016

4.00
2.00
2.00
0.50
2.00
2.00
2.00
0.25
0.50
3.50
0.50
0.50
2.00
2.00
1.00
4.00
4.00
1.50
0.50
2.00
1.50
2.00
0.50
2.00
0.50
4.00

2.00
2.00
6.00
1.00
2.00
2.00
3.00
1.00
1.00
4.00
0.50
1.00
4.00
3.00
4.00
2.00
2.00
2.00
4.00
9.50
2.00
4.00
8.00
4.00
8.00
1.00
2.00
4.00
2.00
6 .00
2.00
1.00
2.00
2.00
4.00

PBC16070091
PBC16070096
PBC16070103
PBC16070173
PBC16070198
PBC16070244
PBC16070254
PBC16070363
PBC 16070411
PBC16070423
PBC16070471
PBC16070583
PBC16070653
PBC16070718
PBC16070719
PBC16070753
PBC16070807
PBC16070815
PBC16070825
PBC16070832
PBC16070894
PBC16071037
PBC16071092
PBC16071108
PBC16071166
PBC16071333
PBC16071361
PBC16071404
PBC16071511
PBC16071519
PBC16071524
PBC16071534
PBC16071636
PBC16071679
PBC16071733

7/9/2016
7/9/2016
7/9/2016
7/9/2016
7/9/2016
7/10/2016
7/10/2016
7/10/2016
7/10/2016
7/10/2016
7/10/2016
7/10/2016
7/11/2016
7/11/2016
7/11/2016
7/11/2016
7/11/2016
7/11/2016

3.00
12.00
2.00
1.00
4.00
6.00
1.00
2.50
4.00
0.50
0.50
6.00
1.00
3.50
2.00
2.00
3.50
2.00
2.00
1.00
1.00
7.00
3.50
4 .00
1.00
0.50
6 .00
0.50
4.00
4.00
4.00
2.00
0.50
2 .00
2.00
2.00
2.00
0.50
4.00
2.00
4.00
1.50
2.00
2.00
2.00
2.00
4.00
1.00
2.00
2.00
2.00
2.00
1.00

6.00
0.50
12.00
2.00
2.00
2.00
4.00
4.00

PBC16072815
PBC16072851
PBC16072855
PBC16072866
PBC16072872
PBC16073012
PBC16073029
PBC16073104
PBC16073128
PBC16073313
PBC 16073319
PBC16073334
PBC16073356
PBC16073385
PBC16073458
PBC16073464
PBC16073470
PBC16073507
PBC16073519
PBC16073579
PBC16073588
PBC16073611
PBC16073736
PBC16073769
PBC16073791
PBC16073802
PBC16073810
PBC16073828
PBC16073833
PBC16073866
PBC16073873
PBC16073876
PBC16073904
PBC16073907
PBC16073911
PBC16073915
PBC16073935
PBC16073942
PBC16073949
PBC16073952
PBC160739S6
PBC16073980
PBC16074080
PBC16074119
PBC16074121
PBC16074209
PBC16074219
PBC16074223
PBC16074233
PBC16074254
PBC16074290
PBC16074293
PBC16074309
PBC16074314
PBC16074324
PBC16074338
PBC16074532
PBC16074540
PBC16074545
PBC16074555
PBC16074570

2.00
2.00
2.00
4.00
0.50
2.00
3.00
2.00
6.00
8.00
4.00
2.00
4.00
8.00
6.00
1.00
14.00
6.00
5.00
5.00
4.00
1.00
2.00
2.00
3.00
3.00
4.00
2.00
4.00
2.50
4.00
4.00
3.00
1.00
2.00
4.00
4.50
6.00
2.00
2.50
4.00
6.00
1.00
6.00
2.00
8.00
2.00
2.00
2.00
4.00
6.00

PBC16074585
PBC16074614
PBC16074618
PBC16074623
PBC16074673
PBC16074678
PBC16074685
PBC16074749
PBC16074824
PBC16074828
PBC16074832
PBC16074867
PBC16074904
PBC16074937
PBC16074980
PBC16075033
PBC16075194
PBC16075196
PBC16075212

7/18/2016
7/18/2016
7/18/2016
7/18/2016
7/18/2016
7/19/2016
7/19/2016
7/19/2016
7/19/2016
7/19/2016
7/19/2016
7/19/2016
7/19/2016
7/19/2016
7/19/2016
7/19/2016
7/19/2016
7/19/2016
7/19/2016
7/20/2016
7/20/2016
7/20/2016
7/20/2016
7/20/2016
7/20/2016
7/20/2016
7/20/2016
7/20/2016
7/20/2016
7/20/2016
7/20/2016
7/20/2016
7/20/2016
7/20/2016
7/20/2016
7/21/2016
7/21/2016
7/21/2016
7/21/2016
7/21/2016
7/21/2016
7/21/2016
7/21/2016
7/21/2016
7/21/2016
7/21/2016

0 .50
12.00
2.50
6.00
4.00
4.00
2.50
4.00
5.00
2.00
2.00
2.00
6.00
1.00
2.00
2.00
4.00
8.00
1.00
4.00
2.00
3.00
4.00
6.00
6.00
4.00
1.00
4.00
1.00
2.00
6.00
6.00
12.00
0.50
4.00
2.50
0.50

0.50
8.00
4.00
2.00
4.00
10.00
2.00
5.00
2.00
1.50
0.25
5.00
2.00
4.00
2.00
3.00
5.00
2.00
2.00
0.50
1.00
4.00
6.00
4.00

PBC16076393
PBC16076424
PBC16076448
PBC16076452
PBC16076461
PBC16076534
PBC16076569
PBC16076575
PBC16076608
PBC16076633
PBC16076655
PBC16076657
PBC16076661
PBC16076680
PBC16076704
PBC 16076717
PBC16076758
PBC16076775
PBC16076780
PBC16076782
PBC16076783
PBC16076794
PBC16076799
PBC16076920
PBC16076931
PBC16076975
PBC16077021
PBC16077031
PBC16077046
PBC16077055
PBC16077068
PBC16077080
PBC16077126
PBC16077131
PBC16077132
PBC16077182
PBC16077207
PBC 16077315
PBC16077346
PBC16077433
PBC16077501
PBC16077503
PBC16077509
PBC16077541
PBC16077548
PBC16077610
PBC16077611

7/25/2016
7/26/2016
7/26/2016
7/26/2016
7/26/2016

0.50
4.00
0.50
4.00
4.00
8.00
2.00
0.80
6.00
1.00
8.40
9.00
2.00
4.00
2.00
2.00
6.00
6.00
6.00
2.50
14.00
0.50
2.50
2.00
0.50
1.00
4.50
4.00
0.40
4.00
2.00
4.00
4.00
4.00
4.00
4.00
4.00
6.00
3.00
2.00
4.00
2.00
3.00
6.00
2.00
1.00
2.00
0.50
2.00
2.00
0.50
4.00
4.00
2.50
4.00
8.00
4.00
2.00
2.50
2.00
2.00
0.50

PBC16078191
PBC16078355
PBC16078402

PBC16078469
PBC16078503
PBC16078513
PBC16078567
PBC16078580
PBC16078589
PBC16078596
PBC16078634
PBC16078641
PBC16078652
PBC16078661
PBC16078691
PBC16078718
PBC16078728
PBC16078800
PBC16078863
PBC 16078984
PBC16079053
PBC16079146
PBC16079175
PBC16079205
PBC16079236
PBC16079367
PBC16079388
PBC16079400
PBC16079453
PBC16079568
PBC16079630
PBC16079714
PBC16079741
PBC16079772
PBC16079782
PBC16079799
PBC16079853
PBC16079888
PBC16080121
PBC16080153
PBC16080165
PBC16080180
PBC16080208
PBC16080231
PBC16080286
PBC16080294
PBC16080306
PBC16080311
PBC16080321
PBC16080473
PBC 16080503
PBC16080537
PBC16080624
PBC16080655
PBC16080661
PBC16080719
PBC16080725
PBC16080820
PBC16080893
PBC16080923
PBC16080991

7/26/2016
7/27/2016
7/27/2016
7/27/2016
7/27/2016
7/27/2016
7/28/2016
7/28/2016
7/28/2016
7/28/2016
7/28/2016

7/28/2016
7/28/2016
7/28/2016
7/28/2016
7/28/2016
7/28/2016
7/29/2016
7/29/2016
7/2912016
7/29/2016
7/2912016
7/29/2016
7/30/2016
7/30/2016
7/30/2016
7/30/2016
7/30/2016
7/30/2016
7/31/2016
7/31/2016
7/31/2016
7/31/2016
7/31/2016
7/31/2016
7/31/2016
7/31/2016
7/31/2016
7/31/2016
8/1/2016
8/1/2016
8/1/2016
8/1/2016
8/1/2016
8/1/2016
8/1/2016
8/1/2016
8/1/2016
8/1/2016
8/1/2016
8/1/2016
8/1/2016
8/1/2016
8/1/2016
8/2/2016
8/2/2016
8/2/2016
8/2/2016
8/2/2016
8/2/2016
8/2/2016
8/2/2016
8/3/2016
8/3/2016
8/3/2016
8/3/2016
8/3/2016
8/312016

3.00
6.00
8.00
4.00
4.00
0.50
6.00
6.00
1.00
0.50
2.00
6.00
4.00
2.00
6.00
2.50
2.00

4.00
4.00
2.50

0.50
2.00
2.00
2.00
0.50
4.00
4.00
2.00
2.00
8.00
3.00
6.00
5.00

6.00
4.00
0.50
4.00

8.00
2.00
0.50
5.00

4.00
2.00
2.00
1.00
2.00
3.00
1.00
0.50
1.00
1.00
3.00

3.00
1.00
10.00
0.50
10.00
2.00

4.00
0.50
0.50

PBC16081019
PBC16081038
PBC16081039
PBC16081130
PBC16081299
PBC16081361
PBC16081389
PBC16081456
PBC16081501
PBC16081505
PBC16081563
PBC16081584
PBC16081593
PBC16081597
PBC16081598
PBC16081652
PBC16081654
PBC16081695
PBC16081743
PBC16081744
PBC16081764
PBC16081867
PBC16081896
PBC16081925

8n12015
8n12016
8/7/2016
8/7/2016
8/7/2016
8/7/2016
8/7/2016
8n12016
8/7/2016
8/7/2016
8/7/2016
8/7/2016
8n12016
8/7/2016
8/8/2016
8/8/2016
8/8/2016
8/8/2016
8/8/2016
8/8/2016
8/8/2016
8/8/2016
8/8/2016
8/8/2016
8/8/2016
8/8/2016
8/8/2016
8/8/2016
8/8/2016
8/8/2016
8/8/2016
8/9/2016
8/9/2016
8/9/2016
8/10/2016
8/10/2016
8/10/2016

3.00
0.50
0.50
1.00
4.50
3.00
14.00
1.00
4 .00
4.00
4.00
10.00
3.00
2.00
6.00
8.00
0.50
4.00
8.00
2.00
2.00
2.00
2.00
3.00
0.50
6.00
6.00
12.00
4.00
4 .00
2.00
2.50
4.50
6.00
2.00
1.00
4.00
4.00
4.00
8.00
9.00

4.00
0.50
2.00
1.50
2.00
4.00
2.00
8.00
1.00
2.00
1.00
1.00
4.00
1.00
0.50
2.00
6.00
2.50
4.00
4.00

PBC16083490
PBC16083496
PBC16083498
PBC16083526
PBC16083527
PBC16083589
PBC16083675
PBC16083686
PBC16083783
PBC16083784
PBC16083806
PBC16083825
PBC16083927
PBC16084041
PBC16084064
PBC16084095
PBC16084138
PBC16084148
PBC16084149
PBC16084157
PBC16084169
PBC16084191
PBC16084192
PBC16084219
PBC16084284
PBC16084355
PBC16084390
PBC16084402
PBC16084464
PBC16084467
PBC16084480
PBC16084513
PBC16084518
PBC16084714
PBC16084751
PBC16084821
PBC16084896
PBC 16084945
PBC16085004
PBC16085077
PBC16085134
PBC16085202
PBC16085212
PBC16085234
PBC16085255
PBC16085260
PBC16085276
PBC16085303
PBC16085311
PBC16085324

2.00
2.00
4.00
2.00
3.00
0.50
4.00
0.50
1.00
2.00
2.00
8.00
4.00
4.00
0.50
10.00
2.00
2.00
0.50
2.00
2.00
6.00
0.50
2.00
4.00
2.00
2.00
3.00
2.00
0.50
0.50
3.00
1.00
1.00
0.50
2.00
4.00
6.00
8.00
2.00
4.00
0.50
4.00
1.00
5.00
0.50
1.00
3.00
4.00
7.20
0.50
6.00
2.00
2.00
1.00
6.00
1.00
2.50
4.00
2.00
2.00

PBC16085905
PBC16085930
PBC16086013
PBC16086035
PBC16086075
PBC16086122
PBC16086220

PBC16086238
PBC16086246
PBC16086264
PBC16086267
PBC16086269
PBC16086285
PBC16086352
PBC16086457
PBC16086523
PBC16086531
PBC16086558
PBC16086615
PBC16086628
PBC16086686
PBC16086699
PBC16086704
PBC16086725
PBC16086757
PBC16086829
PBC16086868
PBC16086879
PBC16086890
PBC16086893
PBC16086938
PBC16086984
PBC16087001
PBC16087019
PBC16087039
PBC16087040
PBC16087150
PBC16087170
PBC16087240
PBC16087258
PBC16087275
PBC16087312
PBC16087335
PBC16087412
PBC16087422
PBC16087427
PBC16087459
PBC16087530
PBC16087550
PBC16087653
PBC16087738
PBC16088004
PBC16088060
PBC16088150
PBC16088156
PBC16088200
PBC16088300
PBC16088478
PBC16088489
PBC16088490
PBC16088512
PBC16088525

8/17/2016
8/17/2016
8/18/2016
8/18/2016
8/18/2016
8/18/2016
8/18/2016
8/18/2016
8/18/2016
8/18/2016
8/18/2016
8/18/2016
8/18/2016
8/18/2016
8/18/2016
8/19/2016
8/19/2016
8/19/2016
8/19/2016

2.00
2.00
3.00
4.00
3.00
4.00
6.00
6.00
6.00
8.00
0.50
0.50
0.50
6.00
1.00
8.00
6.00
6.00
10.00
8.00
1.20
0.50
1.00
2.00
2.00
4.00
3.00
4.00
2.00
1.00
2.00
2.50
2.00
6.00
6.00
2.00

PBC16088626
PBC16088640
PBC16088663
PBC16088669
PBC16088707
PBC16088739
PBC16088807
PBC16088808
PBC16088856
PBC 16088884
PBC16088888
PBC16088910
PBC16089048
PBC16089144
PBC16089160
PBC16089186
PBC 16089191
PBC16089203
PBC16089238
PBC16089259
PBC16089263
PBC16089267
PBC16089295
PBC16089349
PBC16089400
PBC16089407
PBC16089420
PBC16089438
PBC16089512
PBC16089574
PBC16089586
PBC16089618
PBC16089666
PBC16089720

8/30/2016
8/30/2016
8/30/2016
8/30/2016
8/30/2016
8/30/2016
8/30/2016
8/30/2016
8/30/2016
8/30/2016
8/30/2016
8/30/2016
8/31/2016
8/31/2016
8/31/2016
8/31/2016
8/31/2016
8/31/2016
8/31/2016
8/31/2016

3.00
1.50
4.00
4 .00
4.00
2.00
3.00
2.50
4.00
4.00
2.00
2.00
4.00
4.00
2.00
4.00
5.50
1.00
8.00
0.50
6.00
4.00
4.00
0.50
2.00
8.00
1.00
2.00
2.00
0.50
5.00
6.00
0.50
6.00
8.00
6.00
3.00
6.00
2.00
1.00
4.00
2.00
4.00
6.00
2.00
1.50
8.00
3.00
2.00
4.00
4.00
1.00
2.00

2.00
4.00
2.50
2.00
6.00
2.00
4.00
2.00
4.00

PBC16090870
PBC16090871
PBC16090872
PBC16090939
PBC16090951
PBC16090958
PBC16090965
PBC16090971
PBC16091140
PBC16091142
PBC16091147
PBC16091218
PBC16091283
PBC16091320
PBC16091325
PBC16091332
PBC16091360
PBC16091375
PBC16091442
PBC16091455
PBC16091505
PBC16091533
PBC16091559
PBC16091570
PBC16091575
PBC16091576
PBC16091652
PBC16091655
PBC16091677
PBC16091687
PBC16091698
PBC16091722
PBC16091732
PBC16091822
PBC16091845
PBC16091887
PBC16091888
PBC16091937
PBC16092074
PBC16092123
PBC16092148
PBC16092292
PBC16092322
PBC16092355
PBC16092374
PBC16092523
PBC16092565
PBC16092610
PBC16092636
PBC16092647
PBC16092654
PBC16092699
PBC16092711
PBC16092716
PBC16092730
PBC16092758
PBC16092847
PBC16092903
PBC16092993
PBC16093021
PBC16093066

4.00
0.50
10.00
0.50
0.40
1.00
2.00
1.00
4.00
1.00
2.00
0.50
6.00
2.00
10..00
4.00
2.00
6 .00
6.00
2.00
6.00
6 .00
6.00
4.00
4.00
1.00
4.00
2.00
2.00
2.50
4.00
2.00
4.00
0.50
10.00
2.00
2.00
2.00
2 .00
6 .00
4.00
1.00
2.00
0.50
2 .00
8.00
4.00
2.00
6.00
2.00
2.00
0.50

PBC16093080
PBC16093089
PBC16093200
PBC16093217
PBC16093277
PBC16093345
PBC16093390
PBC16093452
PBC16093621
PBC16093643
PBC16093654
PBC16093657
PBC16093662
PBC16093708
PBC16093715
PBC16093768
PBC16093781
PBC16093912

2.00
2.00
8.00
6.00
2.00
2.00
1.00
2.00
2.00
6.00
0.50
4.00
10.50
10.00
2.00
8.00
2.00
6.00
2.00
4.00
4.00
2.00
2.00
2.00
8.00

PBC16095504
PBC16095553
PBC16095589
PBC16095606
PBC16095620
PBC16095797
PBC16095866
PBC16095868
PBC16095895
PBC16095896
PBC16095920
PBC16095962
PBC16096181
PBC16096189
PBC16096190
PBC16096229
PBC16096231
PBC16096274
PBC16096285
PBC16096359
PBC16096388
PBC16096432
PBC16096436
PBC16096448
PBC16096505
PBC16096539
PBC16096573
PBC16096609
PBC16096630
PBC 16096657
PBC16096668
PBC16096675
PBC16096696
PBC16096716
PBC16096729
PBC16096731
PBC16096755
PBC16096760
PBC16096764
PBC16096773
PBC16096782
PBC16096783
PBC16096796
PBC16096867
PBC16096919
PBC16096949

9/18/2016
9/18/2016
9/18/2016
9/19/2016
9/19/2016
9/19/2016

1.00
12.00
8.00
2.00
5.00
3.00
2.50
0.50
2.00
2.00
7.00
8.00
6.00
4.00
2.00
8.00
4.00
0.50
6.00
8.00
6.00
6.00
1.50
2.00
8.00
4.00
4.00
3.00
4.00
6.00
0.50
0.50
2.00
6.00
2.00
2.00
8.00
2.00
4.00
6.00
8.00
10.00
6.00
10.00
8.00
1.00
6.00
4.00
10.00
4.00
6.00
4.00
4.00
4.00
4.00
8.00
6.00
2.00
6.00
2.00
4.00
2.00

2.00
4.00
0.50
0.50
2.00
2.50
4.00
1.00
1.00
2.00
6.00
10.00
10.00
4.00
4.00
0.50
0.50
2.00
4.00
6.00
0.50
6.00
8.00
1.00
1.00
6.00
2.50
4.00
5.00
2.00
1.00
1.00
8.00
6.00
2.00
2.00
2.00
4.00
0.25
18.00
2.00

PBC 16100638

PBC16100645
PBC16100663
PBC16100908
PBC16101044
PBC16101166
PBC16101343
PBC16101350
PBC16101371
PBC16101384
PBC16101417
PBC16101518
PBC16101526
PBC16101703
PBC16101704
PBC16101763
PBC16101785
PBC16101832
PBC16101835
PBC16101867
PBC16101991
PBC16102013
PBC16102101
PBC16102158
PBC16102168
PBC16102178
PBC16102232
PBC16102263
PBC16102272
PBC16102282

10/3/2016
10/3/2016
10/3/2016
10/3/2016
10/4/2016
10/4/2016
10/4/2016
10/4/2016
10/4/2016
10/4/2016
10/4/2016
10/4/2016
10/4/2016
10/5/2016
10/5/2016
10/5/2016
10/5/2016
10/5/2016
10/5/2016
10/5/2016
10/5/2016
10/5/2016
10/5/2016
10/5/2016
10/5/2016
10/5/2016

6.00
2.00
6.00
4.00
4.00
1.00
6.00
2.00
6.00
1.00
6.00
2.00
2.00
4.00
6.00
4.40
4.00
2.00
6.00
0.50
2.00
0.50
2.00
8.00
1.00
1.00
2.00
4.00
2.00
2.00
4.00
2.00
4.00
2.00
2.00
6.00
6.00
2.00
6.00
2.00
2.00
6.00
2.50
6.00
3.00
4.00
4.00
2.00

2.00
4.00
6.00
0.50
0.50
2.00
4.00
2.50
4.00
4.00
4.00
2.00
4.00

PBC16103781
PBC16103794
PBC16103813
PBC16103839
PBC16103901
PBC16103992
PBC16104033
PBC16104059
PBC 16104089
PBC16104167
PBC16104227
PBC 16104253
PBC16104268
PBC16104403
PBC16104440
PBC16104470
PBC16104477
PBC16104512
PBC16104519
PBC16104567
PBC16104569
PBC16104595
PBC16104596
PBC16104616
PBC16104657
PBC16104712
PBC16104749
PBC16104824
PBC16104877
PBC16104911
PBC16104957
PBC16104966
PBC16105001
PBC16105022
PBC16105063
PBC16105083
PBC16105186
PBC16105221
PBC16105250
PBC16105273
PBC16105296
PBC16105304
PBC16105312
PBC16105366
PBC16105395
PBC16105440
PBC16105466
PBC16105526
PBC16105613
PBC16105642
PBC16105759
PBC16105860
PBC16105897
PBC16105986
PBC16105987
PBC16105989
PBC16105990

3.00
4.00
4.00
8.00
6.00
4.00
6.00
2.00
4.00
3.50
2.00
2.00
6.00
4.00
2.50
8.00
6.00
1.00
4.00
8.00
4.00
6.00
2.00
6.00
1.00
2.00
1.00
4.50
4.00
8.00
2.00
5.00
0.50
4.00
2.00
2.00
2.00
1.00
0.50
8.00
4.00
2.00
2.00
0.50
5.00
10.00
6.00
3.00
4.00
2.00
5.00
8.00
0.50
6.00
2.00
4.00
2.00

PBC16106095
PBC16106144
PBC16106193
PBC16106221
PBC16106224
PBC16106233
PBC16106237
PBC16106256
PBC16106276
PBC16106284
PBC16106299
PBC16106307
PBC16106316
PBC16106321

6.00
4.00
4.00
4.00
6.00
2.00
3.00
6.00
5.00
6.00
8.00
6.00
3.00
6.00
2.00
4.00
4.00
0.50
2.00
6.00
2.00
2.50
6.00
4.00
4.00
2.50
2.00
4.00

PBC16107537
PBC16107595
PBC16107607
PBC16107635
PBC16107657
PBC16107719
PBC16107769
PBC16107810
PBC16107833
PBC16107910
PBC16107971
PBC16107974
PBC16107994
PBC16108004
PBC16108062
PBC16108094
PBC16108129
PBC16108205
PBC16108207
PBC16108318
PBC16108353
PBC16108435
PBC16108455
PBC16108478
PBC16108549
PBC16108609
PBC16108714
PBC16108783
PBC16108837
PBC16108844
PBC16108856
PBC16108.872
PBC16108922
PBC16108924
PBC16108997
PBC16108999
PBC16109006
PBC16109010
PBC16109076
PBC16109140
PBC16109179
PBC16109236

10/21/2016
10/21/2016
10/21/2016
10/21/2016
10/22/2016
10/22/2016
10/22/2016
10/22/2016
10/22/2016

4.00
8.00
6.00
2.00
4.00
2.00
2.50
1.00
6.00
2.50
0.50
4.00
6.00
4.00
2.00
2.00
3.00
4.00
6.00
0.50
0.50
2.00
1.00
2.00
4.00
8.00
0.50
2.00
6.00
6.00
10.00
2.00
4.00
10.00
2.00
4.00
2.00
0.50
9.00
2.00
4.50
6.00
5.00
2.00
6.00
4.00
8.00
2.00
4.00
6.00
1.00
6.00
2.00
6.00
2.00
4.00
4.00
5.00
2.00
6.00
4.00

PBC16109906
PBC16109910
PBC16109958
PBC16110013
PBC16110073
PBC16110092
PBC16110258
PBC16110268
PBC16110310
PBC16110312
PBC16110320
PBC16110325
PBC16110327
PBC16110351
PBC16110373
PBC16110430
PBC16110455
PBC16110463

10/22/2016
10/22/2016
10/22/2016
10/22/2016
10/22/2016
10/22/2016
10/22/2016
10/23/2016
10/23/2016
10/23/2016
10/23/2016
10/23/2016
10/23/2016
10/23/2016
10/23/2016
10/23/2016
10/23/2016
10/23/2016
10/23/2016
10/24/2016
10/24/2016

Total Incidents 2,089

Total mg

5.00
0.50
2.00
4 .00
4.00
4.00
6 .00
8.00
7.00
0.50
2.00
0.50
1.50
4.00
2.00
2.00
10.00
10.00

6,296.35

Addicts say recovery program stole their money I Tampa Bay Times

MY EDITION MY EDITION HOME PAGE

HOME HOME PAGE

Login

TODAY'S PAPER

Unlimited Access login Activate Subscribe

NEWS

TOP NEWS

FLORIDA

BREAKING NEWS

NATION/WORLD

LIVE BLOG

EDUCATION

PINELLAS

HEALTH

HILLSBOROUGH

BIZARRE NEWS

PASCO

TB• TWO

HERNANDO

Comment Login Register

NIE

Subscribe

WEATHER

POLITICS

POLITICS

ffbBUZZ BLOG

BAY BUZZ BLOG

POLITIFACT

POUT!FACT FLORIDA

FLORIDA LEffb&TitUiftECAST

Today's Paper

l E-Newspaper

i Search

BUSINESS

7Jo

scU!W.Q8~~T BUCS

SPORTS

SPORTS

HOMETEAM

GOLF

OUTDOORS

RAYS

MiWH!NPIur~pai~Ml~tt!PM,~Rdlt}, November 6th, 2016

AUTO RACING

ROWDIES

STORM

• ,

~ 1111-

-... , ,

~4if;I

THJNGS.:mno

.

~T~E{l~fiff8slj~PfiMIU.~~Q

~WY~'fl9i

FLOft~ttt~{lrt!EVfirov1E i:IM~~L~SIC W~&liijE#rs

SEARfkORIDA

Jt~ll.ii:S

US/WORLD

tFOOD READS

EDUCATION

Ff'Y;'i'dii211JbMt1EDIA

....

~~Hll\$c BLOtJU~N~S STafil:NELLAS

HEALTH

FLORIDIAN MAGAZINE

~~alf@c\$a¥sri~c~lY&{i¥

THE JU!f.:E BLOG

R9J VIDEO OPINION FEATURES & MORE

. , . . . ,

BIZARRE

HILLSBOROUGH

PASCO

HERNANDO

BLOGS

BAY MAGAZIN.f IRAVlt._ BO.OKS

PARENTING

QfJ1SIAWss10 e lnelr money

THE mo BLOG

MOVIES

MOVIE TIMES

o .. 23

STUCi\< IN THE 'BOS BLOG

BLOGS
BL%~xt

BAY BUZZ

LIGHTNING STRIKES

BUCS BEAT
THE HEATER

DEAL DIVAS
THE BUZZ

GADGETS & GIZMOS
THE FEED

GATOR REPORT

THE STATE YOU'RE IN

THE GRADEBOOK

<http://www.tampabay.com/news/addicts-say-recovery-program-stole-their-money/1261911>

11/6/2016

Addicts say recovery program stole their money / Tampa Bay Times

Page 2 of 7

--M-----.....

0'

,

,

, ' '

i~

i•' ,,

i. ~
.. .. . : '

--~

•v.

/.
,

,

••

-----~•

'r .., • .. ~ ..

•~::' Yi~ '
'47thAnnual ••

I

.

"

41

l~t.iij)iiilttiiji f

705 E. Brandon Blvd., 8randot1

l='estJt,..
. Of Fo.;;

fl\c,leS
oatl"tes.
'

Next

Wectn"sday, HovemJ>er 16
Carnival Gran Cl 01)<! nln9

Thursday, November 1 7

law ~nfcrcemellt &

n~1 Re\$poood~rs

Appreciation Day
Ftklay, November 18
Soul C:irrA.os Cowboys !lnoo
Saturday, November t 9
Ci-aft Beer Tast:lng •Southern Trilin Band

Sund.a;' (, Kovember 20
Nativity Alumni liom.ec.oming Day
Family fun Day • MlHtary Appreciation Day
Riverview High Sch<>ol Choir

CUQ(FOR COMP.LETE INFO

-

SIGN UP FOR DAYSTARTER
Today's top headlines delivered to you
daily.

Second of two parts

RELATED
NEWSIARCHIVE
Yellen says slow
recovery confounds
economists' expectations
3 Weeks Ago

Yahoo says hackers stole
data on 500 million
users in 2014
1 Month Ago

NSA contractor stole
equivalent of 500 million
pages, prosecutors say
2 Weeks Ago

SIGN UP

"Come join us in recovery!" ~ So urged the Web

ads for Peachford House, a halfway house program in Clearwater that promised to help people addicted to drugs and alcohol. Peachford would put them up in nice apartments, find them work and support their recovery with 12-step meetings. ~ It would turn around their lives. ~ Instead, residents say, Peachford employees stole their money, had sex with clients and turned a blind eye to drugs and drinking as all semblance of "sober living" dissolved late last year. The only jobs most residents got were dead-end day labor. Two alcoholics say they were put to work selling beer at Raymond James Stadium.

(View our Privacy Policy)

,I

TODAY'S TOP STATS

Finally, a few days after Christmas, eviction notices went up. Peachford had been cramming

<http://www.tampabay.com/news/addicts-say-recovery-program-stole-their-money/1261911>

11/6/2016

Addicts say recovery program stole their money I Tampa Bay Times

Page 3 of 7

six people to an apartment, charging each \$135 a week for rent and "program fees," but hadn't paid the apartment complex in months. "All Peachford did was provide an over-priced roof over my head," said Anthony DiGregorio, one of 40 people who found themselves on their own when the Clearwater program shut down in January. "It did absolutely nothing to make me a better life."

LOADING ...

Peachford's parent organization - Sober Living America - continues to run halfway houses in Tampa and Jacksonville. As the Tampa Bay

Peachford was started by James deVarenes, a 55-year-old Georgia man who heads the nonprofit Peachford Ministries.

More videos:

In 2005, deVarenes incorporated a for-profit company- Peachford House Clearwater - and started a recovery program in the MacArthur Park apartments, off U.S. 19. Among the first clients was DiGregorio. At first the program seemed good, he said. Though most of the jobs were day labor, requiring clients to be up at 3 a.m., Peachford allowed them to keep their paychecks. It provided meals. It supported clients' recovery by requiring them to attend Alcoholics or Narcotics Anonymous meetings. DiGregorio, addicted to painkillers, acknowledges he wasn't ready for recovery then. He left the program, spent eight months in state prison for grand theft, then returned to Peachford a year ago.

LOADING ...

Things were far different. Clients had to get their own food. They had to sign power-of-attorney forms authorizing Peachford to take their paychecks. "I thought that was crazy," DiGregorio said. "I never had to sign anything like that before."

He was surprised, too, that one of the male directors was having sex with female clients.

And unlike his first time at Peachford, Di Gregorio found virtually no emphasis on recovery.

<http://www.tampabay.com/news/addicts-say-recovery-program-stole-their-money/1261911>

11/6/2016

Addicts say recovery program stole their money I Tampa Bay Times

Page 4 of 7

"The AA meetings were run by the senior (person) in the apartment, who could have been there two weeks," he said. "It was supposed to be in the AA format but mostly it was people complaining about Peachford and how they didn't have any money."

Clients were paying Peachford \$172.50 a week - \$135 for "program fees," which were supposed to cover rent and support group meetings, and \$7.50 a day for van rides to the labor pool. But Di Gregorio said he and others discovered that not all of their payments were being credited to their accounts.

Complaints that employees were stealing from clients brought deVarenes, Peachford's founder, down from Atlanta in October 2011.

DeVarenes blamed the clients.

"He said we should never have given (the program director) money, we trusted a drug addict with our money," DiGregorio said.

DeVarenes fired a director. He was replaced a few days later by the van driver, a man who watched gay pornography in the office and offered male residents "money to have sex," Di Gregorio said.

Yet Peachford continued to draw clients.

A mental hospital in Pasco County referred 31-year-old Briana Newman to Peachford in November. Within two weeks, she was named "intake coordinator," charged with soliciting referrals from detox centers and hospitals that needed some place to send patients after they were discharged. Once Newman got a discharge planner on the phone, she followed a script that started like this:

Ask this person, 'Have you heard of Peachford Communities?'

If the answer is NO, go into the pitch.

The pitch touted Peachford's "sober clean living, its employment assistance and the most attractive come-on: "Clients without funds are welcomed."

The pitch brought people from as far away as Maine.

"I took on a lot of guilt for sending people here who didn't know what they were getting into," Newman said.

Mass eviction

Three days after Christmas last year, clients were told they had to be out by New Year's Eve.

Peachford was supposed to pay MacArthur Park \$1,000 a month per apartment. By putting six people in a unit and charging each \$540 a month, Peachford was collecting as much as \$3,240 per apartment yet hadn't made its own rent payments in months.

<http://www.tampabay.com/news/addicts-say-recovery-program-stole-their-money/1261911>

11/6/2016

Addicts say recovery program stole their money I Tampa Bay Times

Page 5 of 7

With no place to go, many clients relapsed.

"People were just getting loaded," said Jeffry Oliver, a recovering alcoholic who had been at Peachford less than three months. "There was a lot of prescription drug abuse, oxycodone, and people were just running around drunkenly."

Di Gregorio, trying to stay clean, worked long hours at a St. Petersburg sludge incinerator.

"When I got back to Peachford, they wanted those checks," he said. In late December, he left the program and moved in with a friend.

Other clients landed in homeless shelters or shabby motels. Some went to other halfway house programs, including This House II in Clearwater. It was run by Mark Samson, a former Peachford manager accused of stealing from clients.

Samson denied wrongdoing. "The only thing I'm guilty of is trying to give people there a better life."

Allamanno, of the nonprofit Gulfcoast Legal Services, worked with Clearwater detectives to get prosecutors to take action against Peachford. Luring clients to Clearwater with false promises, requiring them to sign over their paychecks - it smacked to Allamanno of human trafficking, but no charges were brought.

DeVarenes, Peachford's founder, did not respond to requests for comment for this story. In a Sept. 5, 2012, letter to Allamanno, he blamed the collapse of Peachford Clearwater on the soured economy and a lender's decision to call in a \$550,000 business loan.

"For over six years, we faithfully served almost 5,000 families in the Pinellas/Hillsborough area with no means to pay," deVarenes wrote.

"Unfortunately, when the economy hit bottom, we were unable to afford to keep these self-supporting facilities in operation."

In his letter, deVarenes said he and his wife had recently lost their \$450,000 suburban Atlanta home to foreclosure. They still have a \$350,000 gulf-front condo in Panama City Beach, records show.

DeVarenes' nonprofit ministry, now called Sober Living America, is soliciting donations on its website for programs to help "homeless and destitute" men in Tampa, Jacksonville and Atlanta.

In Tampa, the program is called How House: Growth in Recovery, and operates out of several apartments in Ashford Place, a run-down complex near the University of South Florida. On a recent day, a man opened the office door, then quickly slammed it when a reporter asked to speak with him.

Outside a few clients milled around the parking lot. They described a familiar-sounding "program:" Seven men crowded into a three-bedroom apartment. Up at 3 a.m. to catch a ride to the labor pool. How House taking their

<http://www.tampabay.com/news/addicts-say-recovery-program-stole-their-money/1261911>

11/6/2016

Addicts say recovery program stole their money I Tampa Bay Times

Page 6of7

paychecks, leaving them with little or no money to eventually move out on their own.

The only difference? The program fees. They're now up to \$145 a week.

Times staff writer Lane DeGregory contributed to this story. Susan Taylor Martin can be contacted at susan@tampabay.com.

ABC news investigation

Tune in tonight to WFfS for ABC Action News at 11 p.m. to see more on this joint investigation into halfway houses.

..

...

~

..

Addicts say recovery program stole their money 11118112 !Last modified: Monday, November 19, 2012 10:41am}

Photo reprints I Article reprints

@ 2016 Tampa Bay Times

0

0

15

0

7

J Important 9 Inspiring
~::~~

•

Sad

50

4

@)Angry

e5 Happy

-~

C1Jtnmcenting Guideline~ Ab11.sl:!

Polk~•

JOIN THE DISCUSSION: CLICK TO VIEW COMMENTS, ADD YOURS
SPONSORED CONTENT

Wall Street Poster Boy Makes Shocking Prediction
Th• Sovereign Investor

lf1

" lY

,

'~

:::•.

•-ft•t•~•i

.....

-~;.

..

~:~::~:

r

~

Longevity Scientist Urges Us to 'Zoom In': Cellular
Health Practices Emerging From Top Labs
Elysium Health on Fast Company

,(

foll,

tf..~"

-

6 facts about having a colonoscopy
ffealthgrades

•

<http://www.tampabay.com/news/addicts-say-recovery-program-stole-their-money/1261911>

11/6/2016

This Year's Best Luxury SUVs
Vahoo Se>rch

How To Fix Your Fatigue CDo This Every Day)
Gundry MD

Forget Lehman: This Big Bankruptcy Is Set To Destroy
Hillary's Presidency
MoneyWI•• 411

Recommended by

rormm
D
ARCHIVES
Search page

SITE MAP
Inde~

SUBSCRIBE

CONTACTUS

Subscribe
Renew
Customer service

Directory
Email Customer
Service
Call Customer
Service: 1-800-8887012

ENEWSPAPER
Subscribe
Subscriber sign-in

ADVERTISE
WITH US
Place an ad
Market into
Media kit
Find Cars on
AutoTrader.com

EMAIL
JOINVS
NEWSLETTERS About us

of site pages

Sign up

TEXT
ALERTS

Times jobs I
Internships
Deliver the paper

TIMES-SPONSORED EVENTS
Click here for a directory of all Times consumer
shows

TAMPA BAY TIME!i FUND
INC:.
Grants

Grants
Scholarships

TIMES BRAND
MERCHANDISE
Purchase photos
Reprints and licensing
Online store

Sign up

Home

© 2016

News

Politics

Sports

Things To Do

Video

Opinion

Classifieds

Cars

Jobs

Homes

Legal Ads

Shop

•All Rights Reserved •Tampa Bay Times• 490 First Avenue South • St. Petersburg. FL 33701 • 727-893-8111

RSS Privacy Policy Standard of Accuracy Terms, Conditions & Copyright

Contact Us

<http://www.tampabay.com/news/addicts-say-recovery-program-stole-their-money/1261911>

11/6/2016

10/10/2016

Bay County battles to keep opioid epidemic at bay

Bay County battles to keep opioid epidemic at bay

Saturday Posted Oct 8, 2016 at 7:05 PM

Updated Oct 8, 2016 at 7:05 PM

Since March, heroin and fentanyl have claimed the lives of eight people in Bay County alone.

By Zack McDonald 1747-5071 I @PCNHZack I zmcDonald@pcnh.com

PANAMA CITY - The death toll from overdoses continues to rise in Bay County as the war on opiates rages, according to the Bay County Sheriffs Office. Since more signs of heroin becoming a prevalent drug in Bay County began to emerge at the end of 2014, narcotics officers have made it a priority in their caseloads. Still, the battle against the drug has only increased as more potent forms of opiates, such as fentanyl, find their way into the county and the body count from the drugs increases.

Since March, heroin and fentanyl - a synthetic opioid estimated to be about 80 to 100 times more potent than morphine and 40 to 50 times more potent than pharmaceutical-grade, 100 percent pure heroin - have claimed the lives of eight people in Bay County alone, with countless others being rescued from the edge

of an overdose by emergency responders armed with anecdotes, officials reported.

Despite the growing death toll, though, Lt. Kevin Francis, the head of the narcotics division at BCSO, said the prevalence of the drugs being seen by authorities has leveled out in the recent months. He attributed the stagnation in what had been a blossoming epidemic over the past year to the efforts of narcotics officers.

<http://www.newsherald.com/news/20161008/bay-county-battles-tcrkeep-opioid-epidemic-at-bay>

1/3

10/10/2016

Bay County battles to keep opioid epidemic at bay

'Just like any of the drugs in our community, you have a couple of people dealing them," Francis said. "We'll knock them down and the supply goes down, but soon enough somebody fills that role and it goes back up."

One of the latest developments in the ongoing battle is the appearance of "car fentanyl," Francis said, which is an even more potent opioid than regular fentanyl. Authorities in South Florida are seeing much more of the drug mixed into other narcotics, but BCSO so far only has seized some small amounts. The danger inherent in using the drugs is the unpredictability of their contents because of their clandestine origins, Francis said.

"Some of the stuff we're getting, we've seen heroin with car fentanyl laced in it," he said.

The gradual creep of opioids into Bay County has been attributed to a few causes - among them the vacuum left behind by pill mills. With the absence of medical opiates and the relatively cheap production costs associated with producing heroin, some have turned to opioids to fill the void of prescription pills. Whatever the cause, in the last decade, heroin abuse has skyrocketed across the country. The rate of heroin-related overdose deaths increased 286 percent between 2002 and 2013, according to figures recently released by the Centers of Disease Control and Prevention. In 2002, 100 people per 100,000 were addicted to heroin, and that number had doubled by 2013.

In February of this year, President Barack Obama asked Congress for \$1.1 billion in new funding to address the epidemic of prescription opioid and heroin abuse in this country.

"More Americans now die every year from drug overdoses than they do in motor vehicle crashes," a White House statement noted at the time.

The rise might have been spurred partially by an increase in supply; the amount of heroin seized at the border with Mexico quadrupled by 2013 from the 2000s, making the drug cheaper in the U.S. and more pure.

The South and the West, generally, have been relatively immune from fullblown epidemic status, unlike the Northeast and Midwest. Francis said the main focus for BCSO is keeping the drug at bay in the county.

<http://www.newsherald.com/news/20161008/bay-county-battles-to-keep-opioid-epidemic-at-bay>

2/3

10/10/2016

Bay County battles to keep opioid epidemic at bay

"We don't want it to get worse," he said. "We have a small heroin problem. Our No. 1 priority is making sure it doesn't get worse."

<http://www.newsherald.com/news/20161008/bay-county-battles-to-keep-opioid-epidemic-at-bay>

3/3

</pre></body></html>